



## DAEMEN MEN'S BASKETBALL GAME NOTES

GAME #5

➤ 2020-21 SCHEDULE | H: 1-1; A: 1-1; N: 0-0

### JANUARY (0-2)

16	at Mercyhurst	ppd.
29	GANNON	L, 76-73
31	at Gannon	L, 95-67

### FEBRUARY (2-0)

8	at Roberts Wesleyan *	W, 93-86
10	D'YOUVILLE *	W, 102-77
11	at Roberts Wesleyan *	7 PM
15	at D'Youville *	6 PM
17	ROBERTS WESLEYAN *	6 PM
20	MERCY *	3 PM
21	MERCY *	3 PM
24	D'YOUVILLE *	6 PM
27	at St. Thomas Aquinas *	2 PM
28	at St. Thomas Aquinas *	2 PM

\* denotes East Coast Conference

### ➤ PROJECTED STARTERS

#	Name	Pos	Ht	Yr	PPG	RPG
2	S. Fasoyiro	G	6-3	Gr	15.0	6.8
4	K. Harris	G	6-4	So	11.0	3.3
20	J. Johnson	G	6-0	Fr	2.3	1.0
22	A. Sischo	C	6-9	Sr	32.3	15.3
30	A. Mason	G	6-3	Fr	9.8	7.0

### ➤ IN THESE NOTES

Roster/History	2-3
Opponent Scout/Series History	4
Conference Info	5
Coach MacDonald Bio	6-8
Notes/ Miscellaneous Stats	9-11
National Polls	12
The Last Time...	13
Player Stats	14-18
Team Records	19-23
Season Stats (NCAA Database)	24-33

### ➤ BASKETBALL COMMUNICATIONS

**Mike Miranto**

**Sr. Associate A.D., Operations & Communications**

[mmiranto@daemen.edu](mailto:mmiranto@daemen.edu)

O: 716-839-8385 // C: 716-471-7626

➤ 02.11.21 | 7 PM | VOLLER ATHLETIC CTR. | ROCHESTER, N.Y.



ROBERTS WESLEYAN  
REDHAWKS

**3-3** **1-1** **-/-**  
OVERALL CONF. NABC/D2SIDA

**MARK SALADZIUS**

HEAD COACH  
ROBERTS WESLEYAN '09

**26-37** (.413) **26-37** (.413)  
CAREER AT RWC  
(3RD YEAR) (3RD YEAR)



DAEMEN  
WILDCATS

**2-2** **2-0** **-/-**  
OVERALL CONF. NABC/D2SIDA

**MIKE MACDONALD**

HEAD COACH  
ST. BONAVENTURE '88


**388-279** (.582) **131-53** (.712)  
CAREER AT DC  
(24TH YEAR) (7TH YEAR)

### ➤ FASTBREAK POINTS

1. Daemen plays their third game in four days Thursday when they trek to Rochester to meet long-time rival Roberts Wesleyan. It marks the second meeting this week between the Wildcats and Redhaws. Daemen defeated RWC 93-86 in Rochester on Monday night.
2. Daemen has won two straight games and is coming off a 102-77 victory over ECC newcomer D'Youville on Wednesday night. It marked the first meeting between the Western New York rivals since Jan. 22, 2004, and Daemen improved to 7-0 all-time in the series.
3. Daemen has won 20 consecutive games against Roberts Wesleyan, a streak that dates nearly a decade. Daemen's success in the series also includes wins in 27 of the last 28 meetings and 14 straight wins at the Voller Athletic Center. RWC's last win in the series came on Feb. 15, 2011 at Lumsden Gymnasium. Their last home win came on Feb. 21, 2007.
4. Redshirt senior center **Andrew Sischo** enters Thursday's game as the nation's leading scorer. Sischo is producing 32.3 points over the team's first four games. He shot 16-for-25 and totaled 42 points in Monday's win over Roberts Wesleyan. It marked the second 40-point game of his career. Sischo scored a program-record 47 points in a 90-76 win over Queens in the opening round of the ECC Championship last March.
5. With 129 points over the first four games, Sischo has moved into second place on Daemen's all-time scoring list with 1,949 points. He stands just 13 points shy of the program record (1,962) set by **Robert Robinson** in 1992. In addition, Sischo has moved into the top 10 on the East Coast Conference's all-time scoring list, presently ranking seventh.

**FASTBREAK POINTS CONTINUED ON PAGE 9**

## ➤ RADIO/TV ROSTER



**2 SEAN FASOYIRO**  
G | 6-3 | 195 | GR.  
Houston, Texas




**3 TYLER HIND**  
G | 5-11 | 170 | FR.  
Randolph, N.Y.



**4 KYLE HARRIS**  
G | 6-3 | 180 | SR.  
Buffalo, N.Y.



**5 RYAN SALZBERG**  
G | 6-4 | 180 | SO.  
Manlius, N.Y.



**10 TONY ARNOLD**  
G | 6-1 | 175 | FR.  
Rochester, N.Y.




**14 DA'SHAWN HINES**  
G | 5-10 | 170 | R-JR.  
Amherst, N.Y.




**20 JUSTIN JOHNSON**  
G | 6-0 | 170 | FR.  
Buffalo, N.Y.



**21 SAYEED OSORIO**  
G | 6-1 | 180 | JR.  
New York, N.Y.



**22 ANDREW SISCHO**  
C | 6-9 | 240 | R-SR.  
Guilderland, N.Y.



**23 JUSTIN HEMPHILL**  
F | 6-6 | 200 | FR.  
Buffalo, N.Y.



**24 ZIV BASDEN**  
F | 6-5 | 195 | R-JR.  
Nassau, Bahamas



**30 ANDREW MASON**  
G | 6-3 | 190 | FR.  
Webster, N.Y.

## ➤ TEAM INFORMATION

2020-21 Record	2-2
ECC Record / Place in Standings	2-0 / 2nd
Starters Returning / Lost	1 / 4
Letter-winners Returning / Lost	8 / 6
Newcomers (Freshmen / Transfers / Walk-ons)	7 ( 5 / 1 / 1 )

## ➤ 2020-21 ROSTER

#	Name	Pos	Ht	Yr	Hometown
2	Sean Fasoyiro	G	6-3	Gr.	Houston, Texas
3	Tyler Hind	G	5-11	Fr.	Randolph, N.Y.
4	Kyle Harris	G	6-3	Sr.	Buffalo, N.Y.
5	Ryan Salzberg	G	6-4	So.	Manlius, N.Y.
10	Tony Arnold	G	6-1	Fr.	Rochester, N.Y.
14	Da'Shawn Hines	G	5-10	R-Jr.	Amherst, N.Y.
20	Justin Johnson	G	6-0	Fr.	Buffalo, N.Y.
21	Sayeed Osorio	G	6-1	Jr.	New York, N.Y.
22	Andrew Sischo	C	6-9	R-Sr.	Guilderland, N.Y.
23	Justin Hemphill	F	6-6	Fr.	Buffalo, N.Y.
24	Ziv Basden	F	6-5	R-Jr.	Nassau, Bahamas
30	Andrew Mason	G	6-3	Fr.	Webster, N.Y.
-	Joey Atkins	F	6-5	R-So.	Watervliet, N.Y.
-	Trevor Book	F	6-4	R-So.	N. Tonawanda, N.Y.
-	Ryan Bradley	F	6-7	R-So.	Niagara Falls, N.Y.
-	Josiah Chandler	G	6-0	R-Fr.	New York, N.Y.
-	Patrick Higgins	G	5-10	R-Fr.	Pennington, N.J.
-	Tajmin Holt	G	6-3	R-Jr.	Rochester, N.Y.
-	Chris Luke	C	7-0	Sr.	Cortland, N.Y.
-	Justin Pouppey	G	5-10	R-Fr.	Buffalo, N.Y.

Head Coach: **Mike MacDonald** (St. Bonaventure '88); 7th season

Assistant Coach: **Ryan Grandits** (Medaille '15)

Assistant Coach: **Jeff Redband** (Daemen '19)

Director of Player Development: **David Johnson** (Daemen '10)

Athletic Trainer: **Jeff Sage** (SUNY Brockport '94)

Strength & Conditioning Coach: **Katie Eschner** (Slippery Rock '15)

## ➤ PRONUNCIATIONS

2	Sean <b>FASOYIRO</b>	Fass-oh-yeer-oh
3	Tyler <b>HIND</b>	High-nd
20	<b>JUSTIN</b> Johnson	Justin
21	<b>SAYEED OSORIO</b>	Sy-eed Oh-sor-ee-oh
22	Andrew <b>SISCHO</b>	Siss-koh
23	Justin <b>HEMPHILL</b>	Hemp-hill
24	Ziv <b>BASDEN</b>	Baz-din

## ➤ BUILDING THE WILDCATS

BY POSITION (Total / Active)		BY CLASS (Total / Active)	
Guard	13 / 9	Freshman	5 / 5
Forward	5 / 2	R-Freshman	3 / 0
Center	2 / 1	Sophomore	1 / 1
		R-Sophomore	3 / 0
		Junior	1 / 1
		R-Junior	3 / 2
		Senior	2 / 1
		R-Senior	1 / 1
		Graduate	1 / 1
BY HEIGHT (Total / Active)		BY STATE/COUNTRY	
7-0	1 / 0	New Jersey	1
6-9	1 / 1	New York	17
6-7	1 / 0	Texas	1
6-6	1 / 1	Bahamas	1
6-5	2 / 1		
6-4	2 / 1		
6-3	4 / 3		
6-1	2 / 2		
6-0	2 / 1		
5-11	1 / 1		
5-10	3 / 1		

➤ **DAEMEN BASKETBALL BY THE NUMBERS****1986-87**

First Season of Modern Era

**580**

Modern Era Wins

**87.5**

Home Winning Percentage Since 2011-12

**27**

Most Wins In A Season (2012-13)

**27**

1,000 Point Scorers

**22**

Winning Seasons

**13**

20-Win Seasons

**9**

National Tournament Berths (NAIA, USCAA, NCAA)

**9**

Consecutive Seasons with 19+ Wins

**2015-16**

First Season Of NCAA Era

**110**

NCAA Era Wins

**101**

East Coast Conference Wins

**24**

Most Wins Of NCAA Era (2018-19, 2019-20)

**20**

All-ECC Selections

**2**

East Coast Conference Regular Season Championships

**2**

NCAA Tournament Berths

**1**

Consensus All-American Selections

➤ **QUICK FACTS**

Name of School	Daemen College
City / Zip	Amherst, N.Y. / 14226
Founded	1947 (as Rosary Hill College)
Enrollment	2,760
School Colors	Medium Blue, Gray & White
Nickname	Wildcats
Arena	Lumsden Gymnasium
Capacity	1,000
Affiliation	NCAA Division II
Conference	East Coast Conference (ECC)
President	Dr. Gary A. Olson
Athletic Director	Traci Murphy
Athletics Website	daemenwildcats.com

➤ **TEAM HISTORY**

First Season of Modern Era	1986-87
Overall Record	580-445 (.565)
NAIA Membership	1986-87 to 2011-12
American Midwest Conference	2001-02 to 2011-12
NAIA Tournament Appearances	4
NAIA Era Record / Seasons	401-379 / 26
USCAA Membership	2012-13 to 2014-15
USCAA Tournament Appearances	3
USCAA Championships / Years	1 / 2015
USCAA Era Record / Seasons	69-23 / 3
NCAA Division II Transition Period	2012-13 to 2014-15
NCAA Division II Membership	2015-16 to Present
East Coast Conference	2013-14 to Present
East Coast Conference Record / Seasons	101-31 / 7
NCAA Tournament Appearances / Years	2 / 2019, 2020
NCAA Era Record / Seasons	110-43 / 6

➤ **AWARDS & HONORS****2020-21 SEASON**

Andrew Sischo	Preseason All-American (Basketball Times)
	ECC Preseason Player of the Year
	ECC Player of the Week (Feb. 1)
Andrew Mason	ECC Rookie of the Week (Feb. 1)

**CAREER**

Andrew Sischo	ECC Preseason Player of the Year	3
	All-ECC	3
	ECC Player of the Year	2
	ECC Rookie of the Year	1
	D2CCA All-East Region	2
	D2CCA East Region Player of the Year	2
	NABC All-District	2
	D2CCA All-American	2
	NABC All-American	1
	CoSIDA Academic All-District	1
	CoSIDA Academic All-American	1
	NABC Honors Court	2
	ECC Player of the Week	12
	ECC Defensive Player of the Week	3
	ECC Rookie of the Week	8
	USBWA Division II National Player of the Week	2
	Bevo Francis Award Finalist	1
Sean Fasoyiro	NABC Honors Court	2
Ryan Bradley	ECC Rookie of the Week	1
Chris Luke	NABC Honors Court	1
Andrew Mason	ECC Rookie of the Week	1

➤ **ROBERTS WESLEYAN SCOUTING REPORT**

- Roberts Wesleyan returns 14 players, including all five starters and five double-figure scorers, from their 2019-20 team that went 7-20 overall and 4-12 in East Coast Conference play. The Redhawks did not qualify for the ECC tournament after doing so in each of the previous two seasons.
- The Redhawks have opened the season with three wins in their first six games. Their modest two-game winning streak was snapped following a 93-86 loss to Daemen earlier this week.
- Senior guard Reggie Clark headlines the RWC returners after earning All-ECC third team honors last season. Clark averaged a team-high 17.6 points and sank 66 three-pointers – fourth-best in the ECC – as a junior. He scored 18 points in Monday's game vs. Daemen and is producing 14.3 points and 6.9 rebounds per outing this season.
- Senior forward Armon Nasser is off to a fast start this season as he produces 13.8 points per game and a team-high 8.3 rebounds per game. Nasser posted a double-double (16 points, 11 rebounds) in RWC's win over Clarion and matched his season-high with 18 points against D'Youville earlier last week.
- In total, seven players are averaging at least 8.0 points per outing. Additional production is coming from Isaiah Lewis (12.2 ppg, 3.0 apg), Amari Lee (10.0 ppg), Ja'Kair Sanchez (9.2 ppg), Fope Okuyiga (8.5 ppg) and Shane Fanning (8.0 ppg).
- The Redhawks are averaging 87.7 points in their three victories and 73.0 points in their three losses. Overall both their points per game (80.3) and field goal percentage (.450) are up significantly from last season when averaged 73.4 points (sixth in the ECC) and shot 42% from the field (eighth in the ECC).

➤ **THE SERIES: DAEMEN VS. ROBERTS WESLEYAN**

All-Time Series	Daemen 42-12
At Daemen	Daemen 24-2
At Roberts Wesleyan	Daemen 18-8
At Neutral Site	Roberts Wesleyan 1-0
Current Streak	Daemen Won 20
Series Highs	
Daemen Most Points	105, 02/11/03
Daemen Largest Victory	50, 02/11/03
Roberts Wes. Most Points	96, 01/12/16
Roberts Wes. Largest Victory	19, 02/15/11



**LAST 10 MEETINGS**

Date	Site	Result
02/08/21	A	W, 93-86
02/01/20	A	W, 93-73
12/07/19	H	W, 96-70
02/02/19	H	W, 83-64
12/05/18	A	W, 78-70
02/28/18	H	W, 75-69
02/09/18	H	W, 77-70
01/06/18	A	W, 98-73
02/25/17	A	W, 80-71
01/18/17	H	W, 88-85

**CURRENT ROSTER VS. ROBERTS WESLEYAN**

Player	GP	PPG	RPG	Series High Pts
Fasoyiro	3	7.7	7.7	16, 02/08/21
Hind	1	0.0	0.0	-
Harris	3	5.3	3.0	8, 02/08/21
Salzberg	3	1.0	0.3	2, 02/08/21
Arnold	1	0.0	0.0	-
Hines	4	3.5	0.3	6, 02/08/21
Johnson	1	2.0	1.0	2, 02/08/21
Osorio	0	-	-	-
Sischo	8	24.4	12.5	42, 02/08/21
Hemphill	1	4.0	1.0	4, 02/08/21
Basden	4	0.0	0.0	-
Mason	1	13.0	10.0	13, 02/08/21

➤ **INSIDE THE NUMBERS**

	
3-3	<b>Overall Record</b> 2-2
1-1	<b>Conference Record</b> 2-0
2-1	<b>Home Record</b> 1-1
1-2	<b>Away Record</b> 1-1
0-0	<b>Neutral Record</b> 0-0
80.3	<b>Points/Game</b> 83.8
80.5	<b>Opponents Points/Game</b> 83.5
-0.2	<b>Scoring Margin</b> +0.3
.450	<b>FG%</b> .447
.446	<b>Opponents FG%</b> .470
.316	<b>3-Point FG%</b> .290
7.2	<b>3-Point FG/Game</b> 7.3
.344	<b>Opponents 3-Pt FG%</b> .268
.774	<b>Free Throw %</b> .772
14.8	<b>Free Throws/Game</b> 19.5
37.0	<b>Rebounds Per Game</b> 41.8
-2.0	<b>Rebound Margin</b> +7.3
12.3	<b>Assists/Game</b> 18.0
15.8	<b>Turnovers/Game</b> 14.0
9.3	<b>Steals/Game</b> 5.5
3.7	<b>Blocks/Game</b> 2.8

Did you know that Daemen's 20 straight victories against Roberts Wesleyan is their longest active winning streak against any one single opponent? It also ranks as one of three active streaks that have reached double digits. The Wildcats have also won 16 straight meetings with Houghton and 15 straight meetings will fellow ECC member Mercy.



### ➤ DAEMEN HISTORY IN THE ECC

Season	Preseason Poll	ECC Record	ECC Finish	Postseason
2013-14	7th / 11	17-3	1st / 11	N/A
2014-15	3rd / 11	13-7	3rd / 11	N/A
2015-16	4th / 11	14-6	2nd / 11	Finals
2016-17	5th / 10	12-6	T-3rd / 10	Semifinals
2017-18	T-2nd / 10	15-3	T-2nd / 10	Semifinals
2018-19	2nd / 10	16-2	1st / 10	Semifinals
2019-20	1st / 9	12-4	3rd / 9	Semifinals
2020-21	2nd / 6	2-0	-	-

**Daemen All-Time ECC Record:** 101-31 (.765)  
[Home: 56-10 (.848) | Away: 45-21 (.682)]

#### CURRENT ECC TEAMS SINCE 2013-14 SEASON

Team	Overall Record	ECC Record
St. Thomas Aquinas	170-55	106-27
<b>DAEMEN</b>	<b>152-60</b>	<b>101-31</b>
Bridgeport	141-67	97-32
Staten Island	130-65	-
Molloy	103-105	73-59
Roberts Wes.	74-125	43-89
Dist. Columbia	69-124	49-81
Queens	63-122	54-76
D'Youville	49-131	0-3
Mercy	48-141	29-103

### ➤ ALL-ECC SELECTIONS & MAJOR AWARDS

#### 2013-14

Gerald Beverly	ECC Defensive Player of the Year
Gerald Beverly	All-ECC 1st Team
Casey Sheehan	All-ECC 1st Team

#### 2014-15

Gerald Beverly	ECC Defensive Player of the Year
Gerald Beverly	All-ECC 1st Team
Torrence Dyck	All-ECC 1st Team

#### 2015-16

Torrence Dyck	All-ECC 1st Team
Arif Mehmetaj	All-ECC 2nd Team

#### 2016-17

Arif Mehmetaj	All-ECC 2nd Team
Supreme Hannah	All-ECC 3rd Team

#### 2017-18

Andrew Sischo	ECC Rookie of the Year
Andrew Sischo	All-ECC 1st Team
Breon Harris	All-ECC 3rd Team
Jeff Redband	All-ECC 3rd Team
Jay Sarkis	All-ECC 3rd Team

#### 2018-19

Andrew Sischo	ECC Player of the Year
Andrew Sischo	All-ECC 1st Team
Deion Hamilton	All-ECC 2nd Team
Breon Harris	All-ECC 3rd Team

#### 2019-20

Andrew Sischo	ECC Player of the Year
Andrew Sischo	All-ECC 1st Team
Breon Harris	All-ECC 2nd Team
Jeff Redband	All-ECC 3rd Team
Joey Wallace	All-ECC 3rd Team

### ➤ EAST COAST CONFERENCE PRESEASON POLL

	Pts.	2019-20 Record Overall / ECC
1. St. Thomas Aquina	35	25-5 / 13-3
<b>2. DAEMEN</b>	<b>31</b>	<b>24-8 / 12-4</b>
3. Molloy	20	12-17 / 7-9
4. Roberts Wesleyan	19	7-20 / 4-12
5. Mercy	14	5-21 / 3-13
6. D'Youville	7	5-20 / -

### ➤ 2020-21 EAST COAST CONFERENCE STANDINGS

	CONFERENCE		OVERALL		STREAK
	W-L	PCT.	W-L	PCT.	
St. Thomas Aq.	3-0	1.000	3-0	1.000	W3
<b>DAEMEN</b>	<b>2-0</b>	<b>1.000</b>	<b>2-2</b>	<b>.500</b>	<b>W2</b>
Molloy	1-1	.500	1-1	.500	W1
Rob. Wesleyan	1-1	.500	3-3	.500	L1
Mercy	0-2	.000	0-2	.000	L2
D'Youville	0-3	.000	1-3	.250	L3

\* Bridgeport, District of Columbia, Queens and Staten Island have all opted out of the 2020-21 season due to COVID-19

### ➤ STATISTICAL RANKINGS

Stat	Value	ECC Rank	Nat'l Rank
Pts/Game	83.8	3	-
Opp. Pts/Game	83.5	3	-
FG%	.447	4	-
Opp. FG%	.470	4	-
3-PT%	.290	6	-
Opp. 3-PT%	.368	4	-
3PT/Game	7.3	4	-
FT%	.772	2	-
FT/Game	19.5	1	-
Off. Reb/Game	12.8	3	-
Def. Reb/Game	29.0	3	-
Reb/Game	41.8	3	-
Reb Margin	+7.3	1	-
Ast/Game	18.0	2	-
TO/Game	14.0	1	-
Stl/Game	5.5	6	-
Blk/Game	2.8	4	-





### THE MACDONALD FILE

#### Daemen College

Head Coach (2014-Present)

#### Medaille College

Head Coach (2006-14)

#### Canisius College

Head Coach (1997-06)

#### Canisius College

Assistant Coach (1988-97)

### MACDONALD YEAR-BY-YEAR

1997-98	13-14, 9-9 MAAC
1998-99	15-12, 11-7 MAAC
1999-00	10-20, 8-10 MAAC
2000-01	20-11, 9-9 MAAC
2001-02	10-20, 5-13 MAAC
2002-03	10-18, 6-12 MAAC
2003-04	10-20, 5-13 MAAC
2004-05	11-18, 8-10 MAAC
2005-06	9-20, 6-12 MAAC
2006-07	11-14, 7-11 AMCC
2007-08	15-13, 9-9 AMCC
2008-09	21-7, 14-4 AMCC
2009-10	24-5, 16-4 AMCC
2010-11	21-8, 15-3 AMCC
2011-12	25-3, 17-1 AMCC
2012-13	18-11, 13-5 AMCC
2013-14	14-12, 13-5 AMCC
2014-15	21-10, 13-7 ECC
2015-16	19-10, 14-6 ECC
2016-17	19-9, 12-6 ECC
2017-18	22-8, 15-3 ECC
2018-19	24-6, 16-2 ECC
2019-20	24-8, 12-4 ECC
2020-21	2-2, 2-0 ECC

**OVERALL RECORD (23 SEASONS) 388-279 (.582)**

**CANISIUS RECORD (9 SEASONS) 108-153 (.414)**

**MEDAILLE RECORD (8 SEASONS) 149-73 (.671)**

**DAEMEN RECORD (7 SEASONS) 131-53 (.712)**

## MIKE MACDONALD

### HEAD COACH • SEVENTH SEASON • ST. BONAVENTURE, '88

A fixture in the college basketball coaching fraternity, Mike MacDonald has been roaming sidelines, mentoring players and giving the occasional earful to referees for the last 32 years, all within Western New York. With previous stops at Canisius College and Medaille College, MacDonald has worked across all three NCAA divisions, racking up nearly 400 victories in 23 seasons as a head coach. His coaching success aside, MacDonald's personable nature and his willingness to give back to the local community have made him one of the most highly thought of people in the WNY sports community.

The 2020-21 season marks MacDonald's seventh at Daemen. Since being introduced as the sixth head coach in the modern history of the program, MacDonald has guided the Wildcats to a 129-51 overall record, an East Coast Conference (ECC) regular season championship and two NCAA tournament berths. Daemen ranks second for total wins among New York State's Division II programs since MacDonald came to Main Street.

The veteran bench boss has presided over Daemen's emergence as a power within the NCAA Division II East Region, a period that's been one of the most successful in program history. The team's 89 wins from the start of the 2016-17 season through the 2019-20 campaign is tied for the most in any four-year stretch dating back to the 1986-87 season. More than half of those wins have come in the last two seasons as MacDonald has led Daemen to back-to-back 24-win campaigns, setting the benchmark for victories during the program's NCAA Division II era. Since the start of the 2018-19 season, the Wildcats have spent a combined 29 weeks ranked in top-25 national polls conducted by the National Association of Basketball Coaches (NABC) and Division II Sports Information Directors of America (D2SIDA), rising as high as No. 8 in both. Daemen has also been ranked in 29 successive D2SIDA regional polls dating back to January of 2018.

The positive momentum has led to numerous opportunities not otherwise afforded to teams from similar institutions, with MacDonald playing a central role. In recent years, MacDonald has taken teams to play exhibition contests against Division I opponents such as Buffalo, Siena and Syracuse. The Wildcats were invited participants at the prestigious Small College Basketball National Hall of Fame Classic to start the 2019-20 season. Daemen also played their first-ever game at Downtown Buffalo's KeyBank Center on November 23, 2019, defeating Wilmington (Del.) in a thriller, 83-81. It was MacDonald's 18th win in the building - the most of any basketball coach in the venue's 24-year history.

After leading Daemen to the ECC regular season title with a 16-2 mark in conference play in 2018-19, MacDonald steered the team into the NCAA tournament for the first time as the Wildcats were awarded an at-large bid as the No. 5 seed in the East Region. Daemen made their NCAA tournament debut on March 16, 2019, falling to fourth-seeded New Haven in an opening round contest played in Manchester, N.H.

Buoyed by All-American Andrew Sischo, the Wildcats were set to return to the NCAA tournament in 2020, again garnering at-large consideration, this time as the No. 8 seed in the East Region. However, the COVID-19 pandemic caused the unprecedented cancellation of NCAA championships before the tournament got underway.

Milestones and accolades have poured in throughout MacDonald's tenure with the Wildcats. His 350th career win came in dramatic fashion on January 18, 2019 as junior guard Breon Harris scored five points in the final 21 seconds to lift the Wildcats past Mercy, 75-74. His 100th win at Daemen came just three weeks later, placing MacDonald among an elite fraternity of coaches who have achieved at least 100 wins while coaching in each of the NCAA's three divisions. That achievement propelled him to HoopDirt.com Division II Coach of the Week honors. MacDonald has also been recognized as a two-time Division II Coach of the Year from the Basketball Coaches Association of New York (BCANY), as well as receiving ECC and NABC District Coach of the Year (both for the 2018-19 season).

MacDonald's tenure got started with a bang. In his return to Canisius' Koessler Athletic Center on November 11, 2014, he led the Wildcats to an 83-81 overtime win against the Division I Golden Griffins, a program he led for nine seasons. His official Daemen debut came just days later as his Wildcats walloped Concordia (N.Y.), 88-50, in the opening round of the ECC-CACC Challenge. It served as a precursor to future success as the Wildcats have posted an 11-1 mark in the ECC-CACC Challenge with MacDonald at the helm.

Later that season, MacDonald helped the Wildcats achieve postseason success despite the loss of two starters to season-ending injuries. With Daemen still ineligible for ECC and NCAA Division II postseason, Daemen elected to partake in the United States Collegiate Athletic Association (USCAA)

Division I National Championships in Uniontown, Pa., entering the tournament as the No. 1 overall seed. While there, MacDonald guided Daemen to wins over No. 8 Indiana-South Bend (69-63), No. 4 Concordia (Ala.) (68-63) and No. 3 Rochester (Mich.) (77-53) to capture the program's first USCAA national title, riding USCAA Division I Player of the Year and National Championships MVP Gerald Beverly to the tourney crown.

In the 2015-16 season - Daemen's first as a full-fledged NCAA Division II member - MacDonald's squad hit their stride after the calendar turned to January, scoring 15 wins in the final 19 games of the regular season. Included in the string was a miraculous 98-96 win over rival Roberts Wesleyan as the Wildcats erased a 22-point deficit over the final six minutes of the contest. After finishing with a 14-6 record in conference play, the Wildcats made their ECC tournament debut with a 103-102 overtime win over Mercy in the semifinals.

Daemen has finished third or better in the ECC standings in each of MacDonald's first six seasons. They've qualified for the conference tournament in each of the five years they've been eligible, advancing to at least the semifinals every season and to the finals in 2016. MacDonald has also played a direct role in mentoring 10 players who account for 18 all-conference selections.

Home court success has been a large part of the program's success through the years, including the MacDonald Era. The Wildcats won their first nine home games under MacDonald, extending the program's Lumsden Gymnasium winning streak to 44 straight games before it was snapped. The Wildcats have posted a 76-14 record in home games under MacDonald's guidance. They've set a new program benchmark for home wins in a season, posting identical 15-1 home records during the 2018-19 and 2019-20 seasons.

Before arriving at Daemen, MacDonald spent eight years (2006-14) leading the NCAA Division III program at Medaille where he transformed the Mavericks into a regional contender. Inheriting a program that went 4-46 in the two years prior to his arrival, MacDonald's version of the Mavericks averaged 18 wins per season, while advancing to the postseason six times.

Medaille's emergence as a Division III power in the Northeast was cemented in MacDonald's final five seasons there, as he led the Mavericks to more wins (101) than any other Division III team in New York State, while ranking 17th nationally in wins during the same time frame. MacDonald was named the Allegheny Mountain Collegiate Conference Coach of the Year on four occasions (2006-07, 2008-09, 2009-10, 2011-12). He left as the school's all-time leader in wins (149) and winning percentage (.671).

Prior to his time at Medaille, MacDonald spent 18 years at Canisius, including a nine-year stint (1997-2006) as head coach. In that time, MacDonald guided the Golden Griffins to 108 wins which ranks him third in program history for coaching victories. While there, he was one of only five coaches in that program's storied history to orchestrate a 20-win season and was named the 2000-01 BCANY Division I Co-Coach of the Year.

Before being elevated to the head coaching post at Canisius, MacDonald worked as an assistant on the Griffs' coaching staff, first under Marty Marbach and later under John Beilein. As Beilein's top assistant, MacDonald helped Canisius reach the 1996 NCAA tournament in addition to two National Invitational Tournament appearances.

In addition to his coaching accomplishments, MacDonald brings a strong connection to the local community. His teams have been active with a number of community organizations in the greater Buffalo community and beyond, including the Boys and Girls Clubs of Buffalo, Blessed Sacrament Athletic Club and Coaches vs. Cancer. In August of 2020, MacDonald received the Jim Satalin Inspiration Award from the American Cancer Society of Western New York in recognition of his dedication and work on behalf of the Coaches vs. Cancer program.

MacDonald and several of his players have also worked with the Drug Enforcement Administration and Mayor Byron Brown's office on Game Changers, a nationally awarded program that provides academic and athletic opportunities for inner-city youths during the summer months.

A 1988 graduate of Saint Bonaventure University, MacDonald additionally serves Daemen as the senior associate athletics director for external relations. He resides in Amherst with his wife, Maura (nee Heary). The couple has raised four children - Matthew, Patrick, Nicholas and Mark. Matthew served as team captain during his collegiate career at the University of Pennsylvania and is now a player development assistant with the Brooklyn Nets. Patrick was a Division III All-American while playing at the State University of New York Maritime College, and is now enlisted in the United States Navy. Nicholas is a sophomore on the basketball team at Niagara University, and Mark is a freshman attending Canisius High School.





### ➤ MACDONALD RECORD BY OPPONENT

Bridgeport	5-8 (.385)
Caldwell	2-0 (1.000)
Concordia (Ala.)	1-0 (1.000)
Concordia (N.Y.)	1-0 (1.000)
Dallas Baptist	1-0 (1.000)
District of Columbia	11-2 (.846)
Dominican (N.Y.)	3-0 (1.000)
Dowling	4-0 (1.000)
D'Youville	1-0 (1.000)
Edinboro	3-0 (1.000)
Felician	3-0 (1.000)
Gannon	0-2 (.000)
Holy Family	0-2 (.000)
Indianapolis	0-1 (.000)
Indiana-South Bend	1-0 (1.000)
Lake Erie	1-1 (.500)
Le Moyne	1-0 (1.000)
LIU Post	7-3 (.700)
Mercy	13-0 (1.000)
Mercyhurst	1-4 (.200)
Missouri Western St.	1-0 (1.000)
Molloy	8-4 (.667)
Nyack	3-0 (1.000)
New Haven	0-1 (.000)
New York Tech	9-3 (.750)
Northwest Missouri St.	0-1 (.000)
Post	1-0 (1.000)
Queens (N.Y.)	10-2 (.833)
Roberts Wesleyan	14-0 (1.000)
Rochester (Mich.)	1-0 (1.000)
Saint Anselm	1-1 (.500)
Saint Edward's	1-1 (.500)
Saint Michael's	3-1 (.750)
Saint Rose	3-1 (.750)
Saint Thomas (Fla.)	1-0 (1.000)
Saint Thomas Aquinas	4-12 (.250)
Salem (W.Va.)	2-0 (1.000)
Slippery Rock	2-2 (.500)
Stonehill	0-1 (.000)
U. Sciences	1-0 (1.000)
Washington Adventist	1-0 (1.000)
West Liberty	1-0 (1.000)
Wilmington (Del.)	3-0 (1.000)



### ➤ MACDONALD RECORD BY CONFERENCE

Central Atlantic	16-2 (.889)
Chicagoland	1-0 (1.000)
East Coast	85-29 (.746)
Great Lakes Valley	0-1 (.000)
Great Midwest	1-1 (.500)
Lone Star	2-1 (.667)
Mid-America	1-1 (.500)
Mountain East	1-0 (1.000)
Northeast-10	8-5 (.615)
Pennsylvania State	6-8 (.429)
The Sun	1-0 (1.000)

### ➤ MACDONALD RECORD BY REGION

Atlantic	9-8 (.529)
Central	1-1 (.500)
East	108-35 (.755)
Midwest	1-2 (.333)
South Central	2-1 (.667)

### ➤ MACDONALD RECORD BY NON-NCAA OPPONENT

NAIA	4-0 (1.000)
USCAA	4-0 (1.000)

### ➤ MACDONALD RECORD IN POSTSEASON

Overall	7-6 (.538)
USCAA Tournament	3-0 (1.000)
NCAA Tournament	0-1 (.000)
ECC Tournament	4-5 (.444)

### ➤ MACDONALD RECORD BY GAME SPLITS

Home	77-15 (.837)
Away	46-31 (.597)
Neutral	8-7 (.533)



### ➤ MACDONALD MILESTONE WINS

#### OVERALL

1	vs. Texas Southern, 11/22/97 (80-69)
100	vs. Siena, 12/11/05 (67-50)
200	vs. Pitt-Bradford, 2/22/11 (97-85)
300	vs. St. Edward's, 11/19/16 (74-64)

#### AT DAEMEN

1	vs. Concordia (NY), 11/14/14 (85-50)
100	vs. Queens (NY), 2/10/19 (89-63)

### ➤ DID YOU KNOW?

Did you know that Mike MacDonald is among an elite fraternity of coaches to have amassed at least 100 coaching victories in all three NCAA Divisions? MacDonald has recorded 108 wins at the Division I level (Canisius), 129 wins at the Division II level (Daemen) and 149 wins at the Division III level (Medaille).

Did you know that Mike MacDonald is the all-time leader in coaching victories at KeyBank Center in Downtown Buffalo? Daemen's 83-81 victory over Wilmington (Del.) on Nov. 23, 2019 improved MacDonald's record at the downtown venue to 18-11. He has previously recorded 17 wins in the building as the head coach at Canisius from 1997-2006, and it was his first victory there since March 4, 2005.





## ➤ SEASON &amp; CAREER TOTALS

	2020-21	CAREER*
<b>10+ POINT GAMES</b>		
Z. BASDEN	-	1
T. BOOK	-	2
S. FASOYIRO	4	4
K. HARRIS	2	7
A. MASON	1	1
R. SALZBERG	-	1
A. SISCHO	4	87
T. HOLT	-	1
<b>20+ POINT GAMES</b>		
A. SISCHO	4	49
<b>30+ POINT GAMES</b>		
A. SISCHO	3	14
<b>40+ POINT GAMES</b>		
A. SISCHO	1	2
<b>10+ REB GAMES</b>		
S. FASOYIRO	1	1
A. MASON	1	1
A. SISCHO	4	51
<b>5+ ASSIST GAMES</b>		
K. HARRIS	2	3
A. MASON	1	1
A. SISCHO	-	1
<b>10+ ASSIST GAMES</b>		
<b>5+ BLOCK GAMES</b>		
A. SISCHO	-	1
<b>5+ STEAL GAMES</b>		
<b>DOUBLE-DOUBLES</b>		
S. FASOYIRO	1	1
A. MASON	1	1
A. SISCHO	4	51
<b>GAMES STARTED</b>		
S. FASOYIRO	4	4
J. JOHNSON	4	4
K. HARRIS	2	11
C. LUKE	-	2
A. MASON	4	4
R. SALZBERG	2	2
A. SISCHO	4	77

\* includes games played for Daemen only

## FASTBREAK POINTS CONTINUED...

6. Graduate transfer **Sean Fasoyiro** has made an immediate impact with double-figure scoring in each of Daemen's first four games. Fasoyiro, who played in 81 games over three seasons at Franklin Pierce, is one of only four Daemen players that entered this season with at least 25 games of collegiate experience. He scored a season-high 18 points in Tuesday's win over D'Youville and is averaging 15.0 points per game.

7. Since being inserted into the starting lineup, senior guard Kyle Harris is producing 15.0 points, 7.0 assists and 4.0 rebounds per game. Harris drilled four three-pointers and totlaed a career-high 22 points in Wednesday's win over D'Youville.

8. Daemen is coming off back-to-back 24-win seasons that resulted in NCAA tournament berths. Daemen's 89 wins since the start of the 2016-17 season represents the most successful four-year span in program history. The Wildcats were hit hard by graduation, losing four of their five starters, all of whom were 1,000-point scorers.

9. Monday's win over Roberts Wesleyan was Daemen's 100th in East Coast Conference play all-time. Since joining the conference for the 2013-14 season, Daemen has gone 101-31 in conference games.

10. Daemen is averaging 97.5 points in their last two games. The Wildcats have recorded back-to-back 90+ point outing for the sixth time since the start of the last season. Daemen has won 53 straight games when scoring 90+ points.

## UNPRECEDENTED SEASON

The ongoing COVID-19 pandemic has wreaked havoc upon collegiate sports with postponements, pauses and cancelations. Daemen, which experienced its own 10-day pause in team activities due to a positive COVID-19 test result, was out of action for 328 days before making their long-awaited season debut on Jan. 29 vs. Gannon. A schedule that includes 12 games overall and 10 ECC contests precedes the ECC Championship which is slated for March 3-7. The limited schedule was comprised with the health and safety of all players, coaches and other Tier 1 personnel in mind, and in accordance with COVID-19 guidelines established by the NCAA.

## SUSTAINED SUCCESS

The Daemen program has been built on sustained success, winning at least 19 games in each of the last nine seasons. In that span (2011-20), which encompasses the end of Daemen's NAIA Era, its' NCAA transition period and the first five seasons of full NCAA Division II membership, the Wildcats won 70% of their contests, going 176-75. Looking more recently, Daemen went 70-22 in the last three seasons (.761 winning percentage), and their 89 wins in the last four seasons is the most successful four-year span in program history.

## GOING STREAKING

Daemen has embarked on four winning streaks of at least nine games since the start of the 2018-19 season. Last season, the Wildcats put together an 11-game winning streak, covering games played Nov. 2 through Dec. 13 - the longest of Daemen's NCAA Era.

## ➤ TEAM STATISTICS

	ALL GAMES	HOME	AWAY	NEUTRAL	NON-CONFERENCE	CONFERENCE
<b>RECORD</b>	2-2	1-1	1-1	0-0	0-2	2-0
<b>SCORING</b>	335	175	160	-	140	195
<b>POINTS/GAME</b>	83.8	87.5	80.0	-	70.0	97.5
<b>MARGIN/GAME</b>	+0.3	+11.0	-10.5	-	-15.5	+16.0
<b>FG-ATT</b>	114-255	61-138	53-117	-	48-110	66-145
<b>FG %</b>	.447	.443	.453	-	.436	.455
<b>3-PT FG-ATT</b>	29-100	18-60	11-40	-	12-41	17-59
<b>3-PT %</b>	.290	.300	.275	-	.293	.288
<b>3-PT FG/GAME</b>	7.3	9.0	5.5	-	6.0	8.5
<b>FT-ATT</b>	78-101	35-5	43-51	-	32-48	46-53
<b>FT %</b>	.772	.700	.843	-	.667	.868
<b>FT/GAME</b>	19.5	17.5	21.5	-	16.0	23.0
<b>REBOUNDS</b>	167	97	70	-	60	107
<b>REB/GAME</b>	41.8	48.5	35.0	-	30.0	53.5
<b>REB MARGIN</b>	+7.3	+16.0	-1.5	-	-4.0	+18.5
<b>ASSISTS</b>	72	40	32	-	31	41
<b>ASSISTS/GAME</b>	18.0	20.0	16.0	-	15.5	20.5
<b>TURNOVERS</b>	56	23	33	-	26	30
<b>TO/GAME</b>	14.0	11.5	16.5	-	13.0	15.0
<b>AST/TO RATIO</b>	1.3	1.7	1.0	-	1.2	1.4
<b>STEALS</b>	22	7	15	-	8	14
<b>STL/GAME</b>	5.5	3.5	7.5	-	4.0	7.0
<b>BLOCKS</b>	11	8	3	-	5	6
<b>BLK/GAME</b>	2.8	4.0	1.5	-	2.5	3.0

### BACK-TO-BACK

Daemen has won 24 games (NCAA Era program record) and earned at-large bids to the NCAA tournament in each of the last two seasons. The team's 2019 bid was the first in program history, and the Wildcats made their NCAA tournament debut as the No. 5 seed in the East Region, falling in the opening round to fourth-seeded New Haven, 72-67. Daemen was awarded the No. 8 seed in the East Region, however the tournament was canceled before it even began due to the COVID-19 pandemic.

### POLL POSITION

Daemen has been among the nationally ranked teams for the third straight season. The Wildcats have been ranked as high as No. 21 in the Division II Sports Information Directors of America (D2SIDA) national media poll and have also received votes in the National Association of Basketball Coaches (NABC) top-25 poll this season. The Wildcats have been ranked 18 times in the D2SIDA poll dating back to the 2018-19 season, rising as high as No. 8, a position they held for three successive weeks early last season. In addition, Daemen is also receiving votes in the D2SIDA East Region media poll. The Wildcats have been ranked in 34 of the last 35 regional polls.

### WALKING THE STAGE

Daemen has been hit hard by graduation, losing four starters - **Breon Harris**, **Jay Sarkis**, **Jeff Redband** and **Joey Wallace** - who were each 1,000-point scorers as well as All-ECC honorees at one point or another. Harris, Sarkis and Redband were well entrenched in the Wildcats' lineup, combining for 330 games and 297 starts in their respective careers, and played key roles in leading Daemen to 89 wins.

### VETERAN PRESENCE

Daemen will turn to graduate transfer **Sean Fasoyiro** and senior guard **Kyle Harris** to provide a veteran presence on a relatively young roster. A 6-foot-3 guard, Fasoyiro appeared in 81 games over the last three seasons for Franklin Pierce, helping them to a 45-38 record. In 28 games last

season, including eight starts, Fasoyiro produced career-highs in scoring (7.8 ppg), minutes (21.8 mpg), field goal percentage (45.7), three-point percentage (37.5), rebounding (5.0 rpg) and assists (1.3). The Wildcats have had success in recent years on the transfer market, getting successful one-year contributors such as **Joey Wallace** and **Quinn Lee Yaw**. Now in his second season with the program, Harris is Daemen's most experienced returning player after center **Andrew Sischo**. Harris appeared in all 32 games and made nine starts last season when he shot 38% from three-point range and averaged 4.4 points per game.

### ALL-WNY PEDIGREE

**Mike MacDonald** and his staff made a sizable dent in the available WNY talent pool by inking 6-foot guard **Justin Johnson**, 6-foot-6 forward **Justin Hemphill** and 5-foot-11 guard **Tyler Hind** in the program's 2020 recruiting class. Johnson and Hemphill represent the first All-WNY first team selections to commit to Daemen out of high school since **Mark Coppola** in 2010. Hind, a second team All-WNY brings a stellar resume of his own, including 2,244 points which ranks eighth all-time among WNY players. He also set a new WNY record with 400 three-pointers in his career and was named the New York State Class C Player of the Year as a senior.

### 585 → 716

Daemen has had great success recruiting out of the Rochester area through the years. In fact, of the 11 Daemen players that have earned All-ECC honors since the 2013-14 season, eight of them have been products of Section V high schools. The Wildcats are hoping for continued production from the Rochester pipeline as freshmen guards **Andrew Mason** and **Tony Arnold** join the list of Section V standouts to choose Daemen. Both were All-Greater Rochester selections who graduated as the all-time leading scorers at their respective high schools. Arnold led the Eastridge, the same school that produced former Daemen guard **Supreme Hannah**, to their first sectional

title in some 56 years last winter. Daemen has signed 11 All-Greater Rochester players since 2010.

### OPTING OUT

Daemen has had eight players exercise their right to opt out of the 2020-21 season due to COVID-19. These players include guard **Tajmin Holt**, forward **Ryan Bradley** and center **Chris Luke** who all saw regular minutes last season. Each player's decision has been fully supported by the Daemen coaching staff and athletics administration.

### UNFAMILIAR TERRITORY

Daemen had won 17 consecutive season openers spanning 2002-18. That streak was snapped last season with their loss to No. 1 Northwest Missouri State. This season, back-to-back losses to Gannon put Daemen at 0-2 for the first time since the 2001-02 season.

### HEY ROOKIE

Freshman guard **Andrew Mason** earned ECC Rookie of the Week honors after averaging 9.0 points and 4.5 rebounds in season-opening games vs. Gannon on Jan. 29 and 31. Mason is the sixth Daemen player to be named ECC Rookie of the Week since the Wildcats joined the conference in 2013.

## SCORING BREAKDOWN (DAEMEN / OPPONENT)

GAME	PTS IN PAINT	PTS OFF TOs	2ND CH. PTS	1ST HALF	2ND HALF	OT	FT	FB	STARTERS	BENCH
GANNON	28 / 36	10 / 15	10 / 9	45 / 29	28 / 47	-	14 / 7	6 / 16	56 / 53	17 / 23
at Gannon	36 / 30	14 / 13	7 / 8	40 / 43	27 / 52	-	18 / 12	6 / 6	56 / 56	11 / 39
at Roberts Wesleyan	48 / 58	10 / 24	22 / 15	42 / 28	51 / 58	-	25 / 16	10 / 16	81 / 56	12 / 30
D'YOUVILLE	46 / 24	9 / 9	22 / 2	47 / 40	55 / 37	-	21 / 12	20 / 0	79 / 45	23 / 32
at Roberts Wesleyan										
at D'Youville										
ROBERTS WESLEYAN										
MERCY										
MERCY										
D'YOUVILLE										
at St. Thomas Aquinas										
at St. Thomas Aquinas										

WIN/LOSS BREAKDOWN

AT HOME	1-1
TRUE ROAD GAME	1-1
NEUTRAL SITE GAME	0-0
IN NOVEMBER	0-0
IN DECEMBER	0-0
IN JANUARY	0-2
IN FEBRUARY	2-0
IN MARCH	0-0
LEAD AT HALFTIME	2-1
TIED AT HALFTIME	0-0
TRAIL AT HALFTIME	0-1
SCORE LESS THAN 60 PTS	0-0
SCORE 60-69 PTS	0-1
SCORE 70-79 PTS	0-1
SCORE 80-89 PTS	0-0
SCORE 90-99 PTS	1-0
SCORE 100+ PTS	1-0
ALLOW LESS THAN 60 PTS	0-0
ALLOW 60-69 PTS	0-0
ALLOW 70-79 PTS	1-1
ALLOW 80-89 PTS	1-0
ALLOW 90-99 PTS	0-1
ALLOW 100+ PTS	0-0
+ REBOUND MARGIN	2-1
- REBOUND MARGIN	0-1
REBOUNDS ARE TIED	0-0
SHOOT 50% OR BETTER	0-0
SHOOT UNDER 50%	2-2
OPPONENT SHOOTS 50% +	0-1
OPPONENT SHOOTS > 50%	2-1
ON MONDAYS	1-0
ON TUESDAYS	0-0
ON WEDNESDAYS	1-0
ON THURSDAYS	0-0
ON FRIDAYS	0-1
ON SATURDAYS	0-0
ON SUNDAYS	0-1

MISCELLANEOUS

STARTING LINEUPS														
W/L	G					G		G/F			G/F		C	
0-2	Johnson					Salzberg		Fasoyiro			Mason		Sischo	
2-0	Johnson					Harris		Fasoyiro			Mason		Sischo	
WIN/LOSS MARGIN														
	1	2	3	4	5	6	7	8	9	10	11-15	16-20	20-29	30+
Wins							1						1	
Losses			1										1	
LEADS & DEFICITS														
Daemen's Biggest Halftime Lead										16 vs. Gannon (01/29/21)				
Daemen's Biggest Halftime Lead Lost										16 vs. Gannon (01/29/21)				
Daemen's Biggest Halftime Deficit										3 @ Gannon (01/31/21)				
Daemen Biggest Halftime Deficit Overcome										-				
Daemen's Biggest Margin Of Victory										25 vs. D'Youville (02/10/21)				
Daemen's Biggest Margin Of Defeat										25 @ Gannon (01/31/21)				
DOUBLE-FIGURE SCORING							DOUBLE-FIGURE REBOUNDING							
Andrew Sischo						4	Andrew Sischo						4	
Sean Fasoyiro						4	Sean Fasoyiro						1	
Kyle Harris						2	Andrew Mason						1	
Andrew Mason						1								
20-POINT SCORERS							30-POINT SCORERS							
Andrew Sischo						4	Andrew Sischo						3	
Kyle Harris						1								

GAME-BY-GAME STARTING LINEUPES

GAME	RESULT	GUARD	GUARD	GUARD/FORWARD	GUARD/FORWARD	CENTER
GANNON	L, 76-73	Johnson	Salzberg	Fasoyiro	Mason	Sischo
at Gannon	L, 95-67	Johnson	Salzberg	Fasoyiro	Mason	Sischo
at Roberts Wesleyan	W, 93-86	Johnson	Harris	Fasoyiro	Mason	Sischo
D'YOUVILLE	W, 102-77	Johnson	Harris	Fasoyiro	Mason	Sischo
at Roberts Wesleyan						
at D'Youville						
ROBERTS WESLEYAN						
MERCY						
MERCY						
D'YOUVILLE						
at St. Thomas Aquinas						
at St. Thomas Aquinas						



➤ IN THE POLLS

**NABC COACHES**

Date: Feb. 9, 2021

Rk	School	W-L	Pts.
1	Colorado Mines	10-0	396
2	Northern State	12-0	383
3	Northwest Missouri State	14-1	371
4	Lincoln Memorial	15-1	351
5	West Texas A&M	7-1	330
6	Truman State	12-1	313
7	Mercyhurst	7-0	303
8	Colorado Mesa	13-1	289
9	Lubbock Christian	12-0	272
10	Alabama Huntsville	8-1	251
11	Hillsdale	13-1	246
12	Findlay	12-2	212
13	Texas A&M-Kingsville	13-1	196
14	Point Loma	3-0	187
15	Dallas Baptist	12-2	180
16	Washburn	12-3	153
17	St. Thomas Aquinas	2-0	143
18	Northwest Nazarene	8-1	94
19	Lee	9-2	91
20	Queens (N.C.)	9-4	87
21	Flagler	8-2	61
22	Charleston (W.Va.)	7-2	51
23	West Liberty	7-3	46
24	Gannon	4-0	31
25	Valdosta State	10-4	28

**Receiving votes:** Sioux Falls 27, Fairmont State 21, Lenoir-Rhyne 20, Dominican (N.Y.) 16, Azusa Pacific 11, Southern Indiana 7, Glenville State 6, St. Edward's 6, Michigan Tech 5, Southern Arkansas 5, Union (Tenn.) 5, Oklahoma Baptist 4, Georgia College 2

**Dropped out:** Fairmont State (21), Sioux Falls (22), Glenville State (24), St. Edward's (25)

**D2SIDA MEDIA**

Date: Feb. 9, 2021

Rk	School	W-L	Pts.
1	Northwest Missouri State	14-1	397
2	Lincoln Memorial	15-1	375
3	Colorado Mines	10-0	348
4	Lubbock Christian	12-0	346
5	Truman State	12-1	344
6	Northern State	12-0	330
7	Alabama Huntsville	8-1	307
8	Point Loma	3-0	261
9	Hillsdale	13-1	247
10	West Texas A&M	7-1	239
11	St. Thomas Aquinas	2-0	217
12	Findlay	12-2	190
13	Washburn	12-3	185
14	Northwest Nazarene	8-1	168
15	Lee	9-2	167
16	Texas A&M-Kingsville	13-1	158
17	Charleston (W.Va.)	7-2	130
18	Flagler	8-2	115
19	Mercyhurst	7-0	104
20	Dallas Baptist	12-2	101
21	West Liberty	7-3	89
22	Valdosta State	10-4	72
23	Colorado Mesa	13-1	70
24	Dominican (N.Y.)	2-0	64
25	Queens (N.C.)	9-4	59

**Receiving votes:** Azusa Pacific 30, Southern Indiana 24, Southern Arkansas 17, Glenville State 15, Missouri-St. Louis 7

**Dropped out:** Glenville State (11), West Virginia State (20), Missouri-St. Louis (23), Sioux Falls (24)

**D2SIDA EAST REGION POLL**

Date: Feb. 8, 2021

Rk	School	W-L	Pts	Prev
1	St. Thomas Aquinas	2-0	36	1
2	Dominican (N.Y.)	2-0	30	2
3	Caldwell	2-1	18	NR
4	Roberts Wesleyan	3-2	15	5
5	Molloy	1-1	14	4
6	Bloomfield	2-2	5	3

**Receiving votes:** Nyack 4, Daemen 4

**DAEMEN IN THE POLLS**

Date	NABC	D2SIDA	REGION
Preseason	RV	RV	3
Dec. 17	RV	-	-
Jan. 4	-	-	-
Jan. 11/12	RV	21	2
Jan. 18/19	RV	23	2
Jan. 25/26	RV	T25	2
Feb. 1/2	-	-	6
Feb. 8/9	-	-	RV

➤ DEFENDING THE DEN

Success on their home floor has been a staple of Daemen's rise within the NCAA Division II ranks. The Wildcats have won 10+ home games in eight of the last nine seasons, including identical 15-1 records in the last two seasons which established a new program benchmark for homecourt victories. Dating back to the 2017-18 season, Daemen has won 38 of their last 42 home games. Since joining the ECC (2013-14 season), Daemen is 56-10 in home conference games (.848 win %). The Wildcats are also 66-13 at home during the program's NCAA era (.835 win %). In the 20 seasons from 2000-01 through 2019-20, the Wildcats won 83% of all home games, going 220-45.

**HOME RECORDS SINCE 2000-01**

Season	W-L	Pct.
2000-01	11-3	.786
2001-02	8-4	.667
2002-03	10-2	.833
2003-04	11-0	1.000
2004-05	12-2	.857
2005-06	10-2	.833
2006-07	9-3	.750
2007-08	9-3	.750
2008-09	10-2	.833
2009-10	9-3	.750
2010-11	9-7	.563
2011-12	11-1	.917
2012-13	12-0	1.000
2013-14	13-0	1.000
2014-15	11-2	.846
2015-16	9-5	.643
2016-17	14-2	.875
2017-18	12-3	.800
2018-19	15-1	.938
2019-20	15-1	.938
2020-21	1-1	.500



## ➤ THE LAST TIME

**THE LAST TIME A DAEMEN PLAYER...**

Scored 20-29 points	Kyle Harris (22) vs. D'Youville, 02/10/21
Scored 30-39 points	Andrew Sischo (31) vs. D'Youville, 02/10/21
Scored 40-49 points	Andrew Sischo (42) at Roberts Wesleyan, 02/08/21
Made 10+ field goals	Andrew Sischo (11) vs. D'Youville, 02/10/21
Made 10+ free throws	Andrew Sischo (10-11) at Roberts Wesleyan, 02/08/21
Made 5-9 three-pointers	Jeff Redband (7-10) at Bridgeport, 02/07/20
Made 10+ three-pointers	David Skolen (12-18) vs. Waynesburg, 11/15/89
Had 10-14 rebounds	Andrew Sischo (10) at Gannon, 01/31/21
Had 15-19 rebounds	Andrew Sischo (17) at Roberts Wesleyan, 02/08/21
Had 20+ rebounds	Andrew Sischo (21) vs. D'Youville, 02/10/21
Had 10+ assists	Darius Garvin (10) at St. Thomas Aquinas, 02/02/18
Had 5+ blocks	Andrew Sischo (5) vs. Felician, 11/08/19
Had 5+ steals	Breon Harris (6) at NY Tech, 03/01/20
Had a double-double	Andrew Sischo (31 pts / 21 reb) vs. D'Youville, 02/10/21
Had a triple-double	Gerald Beverly (17 pts / 17 reb / 12 blk) vs. St. Thomas (Fla.), 12/17/14
Had 20 points and 20 rebounds	Andrew Sischo (31 pts / 21 reb) vs. D'Youville, 02/10/21
Had consecutive double-doubles	Andrew Sischo (8), 02/28/20 - 02/10/21
Scored go-ahead points in final 15 seconds of win	Deion Hamilton (FG w/ 14 seconds remaining) vs. St. Thomas Aquinas, 01/25/19

**THE LAST TIME A DAEMEN TEAM...**

Allowed 50 points or fewer	vs. Dominican (W, 60-49), 11/12/16
Won by 20-29 points	vs. D'Youville (W, 102-77), 02/10/21
Won by 30+ points	vs. NY Tech (W, 92-57), 01/26/20
Scored 90-99 points	at Roberts Wesleyan (W, 93-86), 02/08/21
Scored 100+ points	vs. D'Youville (W, 102-77), 02/10/21
Had 50+ rebounds	vs. D'Youville (57), 02/10/21
Shot 50%+ from the field	vs. St. Thomas Aquinas (28-56, 50%), 03/07/20
Shot 60%+ from the field	at St. Rose (34-56, 62.5%), 12/19/19
Shot 50%+ from three-point range (min. 10 att)	vs. NY Tech (11-22, 50%), 01/26/20
Shot 60%+ from three-point range (min. 10 att)	vs. NY Tech (10-16, 62.5%), 01/14/18
Shot 90%+ from free throw line (min. 10 at)	at Queens (12-13, 92.3%), 02/09/20
Finished without a three-point field goal	vs. Queens (0-12), 11/09/12
Made 10-14 three-pointers	vs. D'Youville (11-38), 02/10/21
Made 15+ three-pointers	vs. Mercy (16-36), 02/16/20
Had 10+ blocked shots	vs. Indianapolis (10), 12/18/14
Had 10+ steals	at Molloy (10), 02/28/20
Had 20+ assists	vs. D'Youville (24), 02/10/21
Had 4 players in double figures	vs. St. Thomas Aquinas, 03/07/20
Had 5 players in double figures	vs. St. Thomas Aquinas, 02/14/20
Had 6 players in double figures	vs. Dist. Columbia, 01/27/19
Had all 5 starters in double figures	vs. St. Thomas Aquinas, 02/14/20
Had 2 players score 20+ points	vs. D'Youville (Sischo 31, Harris 22), 02/10/21
Had 2 or more players with 10+ rebounds	at Roberts Wesleyan (Sischo 17, Fasoyiro 11, Mason 10), 02/08/21
Had 2 or more players record a double-double	at Roberts Wesleyan (Sischo, Fasoyiro, Mason), 02/08/21
Won in overtime	vs. Dist. Columbia (W, 93-90), 02/21/20
Lost in overtime	at NY Tech (L, 85-82), 03/01/20
Scored 80 points or more and lost	at NY Tech (L, 85-82), 03/01/20
Scored 90 points or more and lost	at Dominican (L, 98-93, OT), 01/07/14
Allowed 60 points or fewer and lost	vs. St. Thomas Aquinas (L, 60-57), 03/03/18
Played a nationally-ranked opponent	vs. #18/#18 St. Thomas Aquinas (L, 91-78), 03/07/20
Defeated a nationally-ranked opponent	vs. #12/#15 St. Thomas Aquinas (W, 81-77), 02/14/20



# ANDREW SISCHO

Redshirt Senior | Center | 6-9 | 240 | Guilderland, N.Y. | Guilderland High School

## CAREER HIGHS

vs. Queens (3/4/20)	47	POINTS	42	at Rob. Wesleyan (02/08/21)
vs. Molloy (2/16/18)	23	REBOUNDS	21	vs. D'Youville (02/10/21)
vs. NW Missouri St. (11/1/19)	5	ASSISTS	3	at Gannon (01/31/21)
2x, last at St. Rose (12/19/19)	4	STEALS	2	at Rob. Wesleyan (02/08/21)
vs. Felician, 11/8/19	5	BLOCKS	2	vs. D'Youville (02/10/21)
vs. Queens (3/4/20)	19	FG MADE	16	at Rob. Wesleyan (02/08/21)
vs. Queens (3/4/20)	2	3FG MADE	-	-
vs. Molloy (2/16/18)	12	FT MADE	10	at Rob. Wesleyan (02/08/21)
vs. Molloy (2/16/18)	45	MINUTES	38	at Rob. Wesleyan (02/08/21)

## SEASON HIGHS

## SEASON STATS

PPG	RPG	APG	BPG	MPG	FG%	3FG%	FT%
<b>32.3</b>	<b>15.3</b>	<b>1.5</b>	<b>0.8</b>	<b>34.5</b>	<b>.607</b>	<b>.000</b>	<b>.750</b>

## IN THE RECORD BOOKS

<b>DAEMEN</b>	
CAREER PTS/GM	21.0 (1ST)
CAREER POINTS	1949 (2ND)
CAREER FG	773 (1ST)
CAREER FG%	60.3 (3RD)
CAREER FT	383 (5TH)
CAREER REB/GM	10.4 (1ST)
CAREER REBOUNDS	967 (4TH)
CAREER BLOCKS	91 (7TH)
SEASON PTS/GM	24.9 (2ND)
SEASON POINTS	773 (1ST)
SEASON FG	298 (1ST)
SEASON FG%	64.5 (2ND)
SEASON FT	164 (4TH)
SEASON REB/GM	11.7 (3RD)
SEASON REBOUNDS	362 (3RD)
GAME POINTS	47 (1ST)
GAME FG	19 (1ST)

<b>EAST COAST CONFERENCE</b>	
CAREER POINTS	1949 (7TH)
CAREER FG	773 (2ND)
CAREER REBOUNDS	967 (7TH)
SEASON PTS/GM	24.9 (4TH)
SEASON POINTS	773 (1ST)
SEASON REBOUNDS	362 (8TH)
SEASON FG	298 (1ST)
SEASON FG%	64.5 (8TH)

## BIG MAN ON CAMPUS

Redshirt senior center **Andrew Sischo**, the two-time East Coast Conference and East Region Player of the Year and a consensus All-American, headlines Daemen's returning players. Sischo has already cemented his place among Daemen's all-time great players by racking up 1,820 points, 906 rebounds and a program-record 722 field goals in his first three collegiate seasons. Sischo's 2019-20 season was one for the record books as well. He set Daemen and ECC records for points (773) and field goals (298) in a season, led the country in total rebounds (362) and double-doubles (22) and became the first Division II player since the 2010-11 season to average at least 24 points and 11 rebounds per game while shooting at least 64% from the field. He enters the season having scored 20+ points 45 times in his career, including a record 47-point outburst in the opening round of the ECC Championship tournament last March. Already this season, he's been named a Preseason All-American by Basketball Times, as well as the ECC Preseason Player of the Year - an honor he's now earned in three straight seasons.

## DOUBLE-DOUBLE YOUR DELIGHTMENT

**Andrew Sischo** has been a double-double machine throughout his career, racking up 51 of them in 93 games - the most for a Daemen player since Gerald Beverly totaled 46 double-doubles in his career spanning 2011-15. In his sophomore and junior seasons alone, Sischo recorded a double-double in more two-thirds of the games he appeared in (39 double-doubles in 58 games). Sischo's 22 double-doubles in 2019-20 led all Division II players.

## CLIMBING THE LADDER

With each passing game, **Andrew Sischo** continues to climb among Daemen's all-time statistical leaders. In 92 career games, Sischo has totaled 1,949 points and 967 rebounds. He stands as the only player in program history with at least 1,800 points and 900 rebounds. Already the program's all-time leader in field goals (773), he ranks second in scoring and fourth in rebounding. In addition, Sischo has placed himself among impressive company within ECC history, ranking second in field goals and seventh in both scoring and rebounding.

## NOTABLE AWARDS

<b>2X D2CCA ALL-AMERICAN</b>
<b>1X NABC ALL-AMERICAN</b>
<b>COSIDA ACADEMIC ALL-AMERICAN</b>
<b>2X NABC HONORS COURT</b>
<b>2X EAST REGION PLAYER OF THE YEAR</b>
<b>2X NABC ALL-DISTRICT</b>
<b>3X FIRST-TEAM ALL-ECC</b>
<b>2X ECC PLAYER OF THE YEAR</b>
<b>2X USBWA DIVISION II NATIONAL PLAYER OF THE WEEK</b>
<b>12X ECC PLAYER OF THE WEEK</b>
<b>2017-18 ECC ROOKIE OF THE YEAR</b>

## CAREER STATS

Season	GP-GS	Min	FG-FGA	Pct.	3PT-A	Pct.	FT-FTA	Pct.	Reb	Avg.	PF-DQ	Ast	TO	Blk	Stl	Pts	Avg.
2017-18	30-18	706	195-345	.565	3-17	.176	69-106	.651	261	8.7	71-0	28	65	25	11	462	15.4
2018-19	28-26	834	229-391	.586	4-8	.500	123-169	.728	283	10.1	72-0	30	58	28	24	585	20.9
2019-20	31-29	1052	298-462	.645	13-29	.448	164-222	.739	362	11.7	100-1	49	102	35	27	773	24.9
2020-21	4-4	138	51-84	.607	0-4	.000	27-36	.750	61	15.3	15-1	6	15	3	2	129	32.3
<b>Totals</b>	<b>93-77</b>	<b>2730</b>	<b>773-1282</b>	<b>.603</b>	<b>20-58</b>	<b>.345</b>	<b>383-533</b>	<b>.719</b>	<b>967</b>	<b>10.4</b>	<b>258-2</b>	<b>113</b>	<b>240</b>	<b>91</b>	<b>64</b>	<b>1949</b>	<b>21.0</b>



# 2 SEAN FASOYIRO

G | 6-3 | Graduate Student  
Houston, Texas | Franklin Pierce U.

## TOP PERFORMANCES

### Points

Season 18 vs. D'Youville (02/10/21)  
Career 22 vs. St. Rose (12/08/18)

### Rebounds

Season 11 at R. Wesleyan (02/08/21)  
Career 11 (2x) at R. Wes. (02/08/21)

### Field Goals Made

Season 6 (2x) vs. D'Youville (02/10/21)  
Career 6 (5x) vs. D'Youville (02/10/21)

### 3-Point Field Goals Made

Season 2 at Gannon (01/31/21)  
Career 4 at LIU Post (11/17/18)

### Free Throws Made

Season 5 vs. D'Youville (02/10/21)  
Career 8 vs. St. Rose (12/08/18)

### Assists

Season 4 (2x) vs. D'Youville (02/10/21)  
Career 5 at Caldwell (11/11/18)

### Blocks

Season 1 (2x) vs. D'Youville (02/10/21)  
Career 2 (4x) at N. Haven (02/01/20)

### Steals

Season 3 at R. Wesleyan (02/08/21)  
Career 4 at Caldwell (11/11/18)

### Minutes Played

Season 37 at R. Wesleyan (02/08/21)  
Career 37 (2x) at R. Wes. (02/08/21)

## CAREER TOTALS

Points	557
Rebounds	341
Assists	84
Blocks	20
Steals	53

## MISCELLANEOUS

Games Played	85
Games Started	19
Double-Doubles	2
10+ Points	23
20+ Points	1
10+ Rebounds	2
10+ Assists	0

# 3 TYLER HIND

G | 5-11 | Freshman  
Randolph, N.Y. | Randolph Central

## TOP PERFORMANCES

### Points

Season 6 vs. D'Youville (02/10/21)  
Career 6 vs. D'Youville (02/10/21)

### Rebounds

Season 1 (2x) vs. D'Youville (02/10/21)  
Career 1 (2x) vs. D'Youville (02/10/21)

### Field Goals Made

Season 2 vs. D'Youville (02/10/21)  
Career 2 vs. D'Youville (02/10/21)

### 3-Point Field Goals Made

Season 2 vs. D'Youville (02/10/21)  
Career 2 vs. D'Youville (02/10/21)

### Free Throws Made

Season 1 at Gannon (01/31/21)  
Career 1 at Gannon (01/31/21)

### Assists

Season 1 (3x) vs. D'Youville (02/10/21)  
Career 1 (3x) vs. D'Youville (02/10/21)

### Blocks

Season -  
Career -

### Steals

Season 1 vs. D'Youville (02/10/21)  
Career 1 vs. D'Youville (02/10/21)

### Minutes Played

Season 17 vs. D'Youville (02/10/21)  
Career 17 vs. D'Youville (02/10/21)

## CAREER TOTALS

Points	12
Rebounds	2
Assists	3
Blocks	0
Steals	1

## MISCELLANEOUS

Games Played	4
Games Started	0
Double-Doubles	0
10+ Points	0
20+ Points	0
10+ Rebounds	0
10+ Assists	0

# 4 KYLE HARRIS

G | 6-3 | Senior  
Buffalo, N.Y. | Erie CC

## TOP PERFORMANCES

### Points

Season 22 vs. D'Youville (02/10/21)  
Career 22 vs. D'Youville (02/10/21)

### Rebounds

Season 6 vs. D'Youville (02/10/21)  
Career 8 vs. NY Tech (01/26/20)

### Field Goals Made

Season 7 vs. D'Youville (02/10/21)  
Career 7 vs. D'Youville (02/10/21)

### 3-Point Field Goals Made

Season 4 vs. D'Youville (02/10/21)  
Career 4 (2x) vs. D'Youville (02/10/21)

### Free Throws Made

Season 4 vs. D'Youville (02/10/21)  
Career 4 vs. D'Youville (02/10/21)

### Assists

Season 8 at R. Wesleyan (02/08/21)  
Career 8 at R. Wesleyan (02/08/21)

### Blocks

Season -  
Career 1 (5x) vs. Molloy (01/24/20)

### Steals

Season 2 at R. Wesleyan (02/08/21)  
Career 2 (3x) at R. Wes. (02/08/21)

### Minutes Played

Season 34 at R. Wesleyan (02/08/21)  
Career 34 at R. Wesleyan (02/08/21)

## CAREER TOTALS

Points	184
Rebounds	102
Assists	48
Blocks	5
Steals	12

## MISCELLANEOUS

Games Played	36
Games Started	11
Double-Doubles	0
10+ Points	7
20+ Points	1
10+ Rebounds	0
10+ Assists	0

# 5 RYAN SALZBERG

G | 6-4 | Sophomore  
Manlius, N.Y. | Bridgton Academy

## TOP PERFORMANCES

### Points

Season 9 vs. D'Youville (02/10/21)  
Career 11 at Mercy (12/13/19)

### Rebounds

Season 2 vs. D'Youville (02/10/21)  
Career 2 (2x) at Mercy (12/13/19)

### Field Goals Made

Season 3 vs. D'Youville (02/10/21)  
Career 4 at Mercy (12/13/19)

### 3-Point Field Goals Made

Season 3 vs. D'Youville (02/10/21)  
Career 3 (2x) vs. D'Youville (02/10/21)

### Free Throws Made

Season 2 (2x) at R. Wes. (02/08/21)  
Career 2 (2x) at R. Wes. (02/08/21)

### Assists

Season 2 (3x) vs. D'Youville (02/10/21)  
Career 3 at St. Rose (12/19/19)

### Blocks

Season 1 at Gannon (01/31/21)  
Career 1 at St. Anselm (01/01/20)

### Steals

Season 1 at Gannon (01/31/21)  
Career 2 (2x) vs. NY Tech (01/26/20)

### Minutes Played

Season 32 vs. Gannon (01/29/21)  
Career 32 vs. Gannon (01/29/21)

## CAREER TOTALS

Points	44
Rebounds	12
Assists	13
Blocks	2
Steals	7

## MISCELLANEOUS

Games Played	27
Games Started	2
Double-Doubles	0
10+ Points	1
20+ Points	0
10+ Rebounds	0
10+ Assists	0

# 10 TONY ARNOLD

G | 6-1 | Freshman  
Rochester, N.Y. | Eastridge

## TOP PERFORMANCES

### Points

Season 1 vs. Gannon (01/29/21)  
Career 1 vs. Gannon (01/29/21)

### Rebounds

Season 2 vs. D'Youville (02/10/21)  
Career 2 vs. D'Youville (02/10/21)

### Field Goals Made

Season -  
Career -

### 3-Point Field Goals Made

Season -  
Career -

### Free Throws Made

Season 1 vs. Gannon (01/29/21)  
Career 1 vs. Gannon (01/29/21)

### Assists

Season 2 (2x) vs. D'Youville (02/10/21)  
Career 2 (2x) vs. D'Youville (02/10/21)

### Blocks

Season -  
Career -

### Steals

Season -  
Career -

### Minutes Played

Season 9 at Gannon (01/31/21)  
Career 9 at Gannon (01/31/21)

## CAREER TOTALS

Points	1
Rebounds	4
Assists	4
Blocks	0
Steals	0

## MISCELLANEOUS

Games Played	4
Games Started	0
Double-Doubles	0
10+ Points	0
20+ Points	0
10+ Rebounds	0
10+ Assists	0

# 14 DA'SHAWN HINES

G | 5-10 | Redshirt Junior  
Amherst, N.Y. | Amherst

## TOP PERFORMANCES

### Points

Season 6 at R. Wesleyan (02/08/21)  
Career 6 at R. Wesleyan (02/08/21)

### Rebounds

Season 1 (2x) vs. D'Youville (02/10/21)  
Career 1 (3x) vs. D'Youville (02/10/21)

### Field Goals Made

Season 2 at R. Wesleyan (02/08/21)  
Career 2 (2x) at R. Wes. (02/08/21)

### 3-Point Field Goals Made

Season 2 at R. Wesleyan (02/08/21)  
Career 2 at R. Wesleyan (02/08/21)

### Free Throws Made

Season -  
Career 1 at R. Wesleyan (01/06/18)

### Assists

Season 1 at Gannon (01/31/21)  
Career 2 at Mercy (12/13/19)

### Blocks

Season -  
Career -

### Steals

Season -  
Career 1 (2x) at Mercy (12/13/19)

### Minutes Played

Season 13 at R. Wesleyan (02/08/21)  
Career 13 at R. Wesleyan (02/08/21)

## CAREER TOTALS

Points	16
Rebounds	3
Assists	4
Blocks	0
Steals	2

## MISCELLANEOUS

Games Played	27
Games Started	0
Double-Doubles	0
10+ Points	0
20+ Points	0
10+ Rebounds	0
10+ Assists	0

# 20 JUSTON JOHNSON

G | 6-0 | Freshman  
Buffalo, N.Y. | Tennessee Prep

## TOP PERFORMANCES

### Points

Season 7 at Gannon (01/31/21)  
Career 7 at Gannon (01/31/21)

### Rebounds

Season 2 vs. Gannon (01/29/21)  
Career 2 vs. Gannon (01/29/21)

### Field Goals Made

Season 1 at Gannon (01/31/21)  
Career 1 at Gannon (01/31/21)

### 3-Point Field Goals Made

Season 1 at Gannon (01/31/21)  
Career 1 at Gannon (01/31/21)

### Free Throws Made

Season 4 at Gannon (01/31/21)  
Career 4 at Gannon (01/31/21)

### Assists

Season 3 at R. Wesleyan (02/08/21)  
Career 3 at R. Wesleyan (02/08/21)

### Blocks

Season -  
Career -

### Steals

Season 3 at Gannon (01/31/21)  
Career 3 at Gannon (01/31/21)

### Minutes Played

Season 29 at Gannon (01/31/21)  
Career 29 at Gannon (01/31/21)

## CAREER TOTALS

Points 9  
Rebounds 4  
Assists 8  
Blocks 0  
Steals 5

## MISCELLANEOUS

Games Played 4  
Games Started 4  
Double-Doubles 0  
10+ Points 0  
20+ Points 0  
10+ Rebounds 0  
10+ Assists 0

# 21 SAYEED OSORIO

G | 6-1 | Junior  
New York, N.Y. | Holcombe Rucker

## TOP PERFORMANCES

### Points

Season -  
Career -

### Rebounds

Season -  
Career -

### Field Goals Made

Season -  
Career -

### 3-Point Field Goals Made

Season -  
Career -

### Free Throws Made

Season -  
Career -

### Assists

Season -  
Career -

### Blocks

Season -  
Career -

### Steals

Season -  
Career -

### Minutes Played

Season 1 vs. D'Youville (02/10/21)  
Career 1 vs. D'Youville (02/10/21)

## CAREER TOTALS

Points 0  
Rebounds 0  
Assists 0  
Blocks 0  
Steals 0

## MISCELLANEOUS

Games Played 1  
Games Started 0  
Double-Doubles 0  
10+ Points 0  
20+ Points 0  
10+ Rebounds 0  
10+ Assists 0

# 23 JUSTIN HEMPHILL

F | 6-6 | Freshman  
Buffalo, N.Y. | Cardinal O'Hara

## TOP PERFORMANCES

### Points

Season 6 (2x) vs. D'Youville (02/10/21)  
Career 6 (2x) vs. D'Youville (02/10/21)

### Rebounds

Season 3 (2x) vs. D'Youville (02/10/21)  
Career 3 (2x) vs. D'Youville (02/10/21)

### Field Goals Made

Season 2 (3x) vs. D'Youville (02/10/21)  
Career 2 (3x) vs. D'Youville (02/10/21)

### 3-Point Field Goals Made

Season -  
Career -

### Free Throws Made

Season 2 (2x) vs. D'Youville (02/10/21)  
Career 2 (2x) vs. D'Youville (02/10/21)

### Assists

Season 1 (3x) vs. D'Youville (02/10/21)  
Career 1 (3x) vs. D'Youville (02/10/21)

### Blocks

Season 2 (2x) vs. D'Youville (02/10/21)  
Career 2 (2x) vs. D'Youville (02/10/21)

### Steals

Season 2 at Gannon (01/31/21)  
Career 2 at Gannon (01/31/21)

### Minutes Played

Season 20 vs. D'Youville (02/10/21)  
Career 20 vs. D'Youville (02/10/21)

## CAREER TOTALS

Points 17  
Rebounds 7  
Assists 3  
Blocks 5  
Steals 3

## MISCELLANEOUS

Games Played 4  
Games Started 0  
Double-Doubles 0  
10+ Points 0  
20+ Points 0  
10+ Rebounds 0  
10+ Assists 0



**24****ZIV  
BASDEN**F | 6-5 | Redshirt Junior  
Nassau, Bahamas | Redemption Chr.**TOP PERFORMANCES****Points**Season 2 vs. D'Youville (02/10/21)  
Career 13 at LIU Post (12/14/18)**Rebounds**Season -  
Career 9 at LIU Post (12/14/18)**Field Goals Made**Season -  
Career 5 at LIU Post (12/14/18)**3-Point Field Goals Made**Season -  
Career -**Free Throws Made**Season -  
Career 3 at LIU Post (12/14/18)**Assists**Season -  
Career 1 (3x) at Mercy (12/13/19)**Blocks**Season -  
Career 1 vs. R. Wesleyan (12/07/19)**Steals**Season 1 vs. D'Youville (02/10/21)  
Career 1 (3x) vs. D'Youville (02/10/21)**Minutes Played**Season 4 vs. D'Youville (02/10/21)  
Career 21 at LIU Post (12/14/18)**CAREER TOTALS**Points 50  
Rebounds 30  
Assists 3  
Blocks 1  
Steals 3**MISCELLANEOUS**Games Played 34  
Games Started 0  
Double-Doubles 0  
10+ Points 1  
20+ Points 0  
10+ Rebounds 0  
10+ Assists 0**30****ANDREW  
MASON**G | 6-3 | Freshman  
Webster, N.Y. | Webster Thomas**TOP PERFORMANCES****Points**Season 13 at R. Wesleyan (02/08/21)  
Career 13 at R. Wesleyan (02/08/21)**Rebounds**Season 10 at R. Wesleyan (02/08/21)  
Career 10 at R. Wesleyan (02/08/21)**Field Goals Made**Season 3 (3x) vs. D'Youville (02/10/21)  
Career 3 (3x) vs. D'Youville (02/10/21)**3-Point Field Goals Made**Season 2 at Gannon (01/31/21)  
Career 2 at Gannon (01/31/21)**Free Throws Made**Season 6 at R. Wesleyan (02/08/21)  
Career 6 at R. Wesleyan (02/08/21)**Assists**Season 5 vs. D'Youville (02/10/21)  
Career 5 vs. D'Youville (02/10/21)**Blocks**Season -  
Career -**Steals**Season 1 (2x) at R. Wes. (02/08/21)  
Career 1 (2x) at R. Wes. (02/08/21)**Minutes Played**Season 36 at R. Wesleyan (02/08/21)  
Career 36 at R. Wesleyan (02/08/21)**CAREER TOTALS**Points 39  
Rebounds 28  
Assists 11  
Blocks 0  
Steals 2**MISCELLANEOUS**Games Played 4  
Games Started 4  
Double-Doubles 1  
10+ Points 1  
20+ Points 0  
10+ Rebounds 1  
10+ Assists 0

SEASON RECORDS

POINTS				THREE-POINT FIELD GOALS				REBOUNDS			
1.	Andrew Sischo	773	2019-20	1.	David Skolen	114	1989-90	1.	Jim Chapman	394	1988-89
2.	Robert Robinson	767	1990-91	2.	Jeff Redband	100	2019-20	2.	Gerald Beverly	373	2014-15
3.	David Skolen	699	1989-90	3.	Kharmen Wingard	86	2003-04	3.	Andrew Sischo	362	2019-20
4.	Russell John	629	1990-91	4.	Brian Montanaro	84	2004-05	4.	Alex Nwora	347	1991-92
5.	Gerald Beverly	620	2014-15	5.	Pete Loney	83	2008-09	5.	Brian Pettit	329	1996-97
6.	Torrence Dyck	612	2015-16	6.	Jeff Redband	79	2018-19	6.	Alex Nwora	313	1992-93
7.	Chris Lewis	611	1989-90	7.	Russell John	78	1990-91	7.	Alex Nwora	312	1990-91
8.	Brian Montanaro	592	2005-06	8.	Donjuan Tyson	77	2006-07	8.	Brian Pettit	288	1995-96
9.	Andrew Sischo	585	2018-19	9.	Gabriel Marshall	76	2003-04	9.	Chris Lewis	287	1989-90
10.	Robert Robinson	567	1989-90		Kharmen Wingard	76	2004-05	10.	Andrew Sischo	283	2018-19
POINTS PER GAME				THREE-POINT % (min. 1 3PT/game)				REBOUNDS PER GAME			
1.	Robert Robinson	25.6	1990-91	1.	David Skolen	.557	1986-87	1.	Jim Chapman	14.1	1988-89
2.	Andrew Sischo	24.9	2019-20	2.	Marty Lange	.524	1997-98	2.	Gerald Beverly	12.0	2014-15
3.	Torrence Dyck	21.9	2015-16	3.	Mike Maisto	.500	2007-08	3.	Andrew Sischo	11.7	2019-20
4.	David Skolen	21.8	1989-90		Jesse Lalka	.500	2015-16	4.	Alex Nwora	11.6	1992-93
	Ralph Henderson	21.8	1987-8	5.	David Skolen	.491	1989-90		Alex Nwora	11.6	1991-92
6.	Russell John	21.0	1990-91	6.	David Skolen	.477	1988-89	6.	Brian Pettit	10.6	1996-97
7.	Ralph Henderson	20.5	1986-87	7.	Kevin Lange	.461	2002-03	7.	Alex Nwora	10.4	1990-91
8.	Andrew Sischo	20.9	2018-19		Jay Sarkis	.461	2015-16	8.	Sandy Finney	10.2	1995-96
9.	Gerald Beverly	20.0	2014-15	9.	Brian Montanaro	.452	2004-05	9.	Sandy Finney	10.1	1994-95
10.	Alex Nwora	19.6	1992-93	10.	Jeff Redband	.450	2016-17		Andrew Sischo	10.1	2018-19
FIELD GOALS				FREE THROWS				ASSISTS			
1.	Andrew Sischo	298	2019-20	1.	Robert Robinson	282	1990-91	1.	Mark Coppola	203	2012-13
2.	Chris Lewis	257	1989-90	2.	Gerald Beverly	180	2014-15		Derrick Henry	203	1988-89
3.	David Skolen	247	1989-90	3.	Robert Robinson	176	1991-92	3.	Robert Robinson	187	1990-91
4.	Robert Robinson	231	1990-91	4.	Andrew Sischo	164	2019-20	4.	Robert Robinson	186	1989-90
5.	Andrew Sischo	229	2018-19	5.	Alex Nwora	161	1992-93	5.	Mark Coppola	161	2011-12
6.	Gerald Beverly	219	2014-15	6.	Joe Olsen	148	2005-06	6.	Tim Foley	157	1994-95
7.	Russell John	218	1990-91	7.	Robert Robinson	142	1989-90	7.	Mark Coppola	154	2013-14
8.	Torrence Dyck	217	2015-16	8.	Monty Montgomery	140	2000-01	8.	Steve Chandler	152	2003-04
9.	Robert Robinson	205	1989-90	9.	Jonathan Walker	139	2002-03	9.	Steve Chandler	147	2002-03
10.	Gerald Beverly	200	2013-14	10.	Jonathan Walker	134	2001-02	10.	Russell John	139	1991-92
FIELD GOAL % (min. 150 made)				FREE THROW % (min. 100 made)				STEALS			
1.	S. Van Duluitgaarden	.661	1991-92	1.	David Skolen	.850	1989-90	1.	Derrick Henry	74	1988-89
2.	Andrew Sischo	.645	2019-20	2.	Todd Zielinski	.850	1996-97	2.	Russell John	73	1990-91
3.	Chris Lewis	.624	1989-90	3.	Kevin Lange	.844	2002-03	3.	Breon Harris	70	2017-18
4.	Brian Harmon	.610	1986-87	4.	Robert Robinson	.827	1991-92	4.	Casey Sheehan	68	2012-13
5.	Gerald Beverly	.607	2014-15	5.	David Skolen	.823	1988-89	5.	Devon Dawson	67	2007-08
6.	Brian Pettit	.605	1998-99	6.	Mark Rouse	.806	2001-02	6.	Anibal Soler	66	1999-00
7.	Chris Lewis	.603	1988-89	7.	Monty Montgomery	.790	1997-98	7.	Eder Joseph	62	1999-00
8.	Gerald Beverly	.597	2012-13	8.	Robert Robinson	.789	1989-90	8.	Jorge Ebanks	61	2009-10
9.	Andrew Sischo	.586	2018-19	9.	Brian Montanaro	.783	2005-06	9.	Dewan Stroud	60	2006-07
10.	Darnell Jackson	.576	2003-04	10.	Monty Montgomery	.782	2000-01	10.	Therreon Blackwell	59	2004-05
	Ajay Rutledge	.576	2008-09						Rob Robinson	59	1990-91
									Breon Harris	59	2019-20
								BLOCKS			
								1.	Ron Wright	119	2005-06
								2.	Ron Wright	114	2004-05
								3.	Gerald Beverly	111	2013-14
								4.	Gerald Beverly	110	2014-15
								5.	Gerald Beverly	59	2012-13
								6.	Brian Pettit	55	1998-99
								7.	Mario Torres	54	1992-93
								8.	Brian Pettit	52	1996-97
								9.	Gerald Beverly	50	2011-12
								10.	Ralph Henderson	49	1986-87



Gerald Beverly



David Skolen

## CAREER RECORDS

## POINTS (1,000-Point Club)

1.	Robert Robinson	1,962	1988-92
2.	Andrew Sischo	1,949	2017-Pr.
3.	Brian Montanaro	1,920	2002-06
4.	David Skolen	1,876	1986-90
5.	M. Montgomery	1,814	1996-01
6.	Gerald Beverly	1,799	2011-15
7.	Alex Nwora	1,514	1989-93
8.	Casey Sheehan	1,505	2010-14
9.	Jeff Redband	1,422	2016-20
10.	Brian Pettit	1,414	1994-99
11.	Rob Lange	1,330	1992-96
12.	Devon Dawson	1,310	2007-12
13.	Kharmen Wingard	1,281	2002-05
14.	Jim Regan	1,241	2009-13
15.	Mark Rouse	1,172	1998-02
16.	Kevin Lange	1,152	1999-03
17.	Chris Moore	1,126	1996-00
18.	Chris Lewis	1,105	1988-90
19.	Jordan Greene	1,090	2011-15
20.	Danny McCabe	1,078	1884-98
21.	Jay Sarkis	1,070	2015-20
22.	Therreon Blackwell	1,069	2002-06
23.	Russell John	1,061	1990-92
24.	Torrence Dyck	1,056	2014-16
25.	Deion Hamilton	1,029	2015-19
26.	Ralph Henderson	1,015	1986-88
27.	Breon Harris	1,012	2016-20

## POINTS PER GAME

1.	Andrew Sischo	21.0	2017-Pr.
2.	Torrence Dyck	20.7	2014-16
3.	Chris Lewis	18.4	1988-90
4.	Robert Robinson	17.8	1988-92
5.	Russell John	17.4	1990-92
6.	Dewan Stroud	16.8	2006-08
7.	David Skolen	16.5	1986-90
8.	Monty Montgomery	16.2	1996-01
9.	Jonathan Walker	15.3	2001-03
10.	Dom Mazzocchi	15.2	2010-12

## FIELD GOALS

1.	Andrew Sischo	773	2019-20
2.	David Skolen	687	1986-90
3.	Gerald Beverly	669	2011-15
4.	Brian Montanaro	656	2002-06
5.	Monty Montgomery	656	1996-01
6.	Robert Robinson	640	1988-92
7.	Casey Sheehan	544	2010-14
8.	Alex Nwora	532	1989-93
9.	Brian Pettit	519	1994-99
10.	Jim Regan	477	2009-13



Brian Montanaro

## FIELD GOAL % (MIN. 150 MADE)

1.	Chris Lewis	.615	1988-90
2.	S. Van Duluitgaarden	.606	1990-92
3.	Andrew Sischo	.603	2017-Pr.
4.	Gerald Beverly	.583	2011-15
5.	Kadeem Johnson	.581	2010-14
6.	Steve Chandler	.568	2002-04
7.	Joe Olsen	.559	2004-06
8.	Darnell Jackson	.554	2003-05
9.	Ralph Henderson	.549	1986-88
10.	Brian Pettit	.543	1994-99

## THREE-POINT FIELD GOALS

1.	Jeff Redband	316	2016-20
2.	Brian Montanaro	288	2002-06
3.	David Skolen	279	1986-90
4.	Kharmen Wingard	237	2002-05
5.	Jordan Greene	201	2011-15
6.	Jay Sarkis	200	2015-20
7.	Mark Rouse	183	1998-02
8.	Kevin Lange	169	1999-03
9.	Casey Sheehan	147	2010-14
10.	Russell John	143	1990-92

## THREE-POINT % (min. 50 made)

1.	David Skolen	.487	1986-90
2.	Jesse Lalka	.463	2013-17
3.	Jeff Redband	.438	2016-20
4.	Robert Robinson	.433	1988-92
5.	Jay Sarkis	.429	2015-20
6.	Pete Loney	.426	2007-09
7.	Adrian Baugh	.424	1999-01
8.	Brian Montanaro	.418	2002-06
9.	Kyle Clifford	.415	2013-15
10.	Donjuan Tyson	.403	2006-07

## FREE THROWS

1.	Robert Robinson	630	1988-92
2.	Gerald Beverly	459	2011-15
3.	Alex Nwora	441	1989-93
4.	Monty Montgomery	427	1996-01
5.	Andrew Sischo	383	2017-Pr.
6.	Brian Pettit	373	1994-99
7.	Rob Lange	366	1992-96
8.	Brian Montanaro	320	2002-06
9.	Devon Dawson	275	2007-12
10.	Jonathan Walker	273	2001-03

## FREE THROW % (min. 100 made)

1.	Jeff Redband	.880	2016-20
2.	David Skolen	.826	1986-90
3.	Arif Mehmetaj	.806	2014-17
4.	Jay Sarkis	.795	2015-20
5.	Robert Robinson	.788	1988-92
6.	Mark Rouse	.788	1998-02
7.	Brian Montanaro	.786	2002-06
8.	Jaleo Wilkes	.773	2015-17
9.	Jeff Eaddy	.768	1986-90
10.	Monty Montgomery	.757	1996-01

## REBOUNDS

1.	Alex Nwora	1,103	1989-93
2.	Gerald Beverly	1,004	2011-15
3.	Brian Pettit	991	1994-99
4.	Andrew Sischo	967	2017-Pr.
5.	Monty Montgomery	806	1996-01
6.	Jim Regan	587	2009-13
7.	Devon Dawson	585	2007-12
8.	Danny McCabe	570	1994-98
9.	Eder Joseph	542	1997-00
10.	Mario Torres	537	1990-94

## REBOUNDS PER GAME

1.	Andrew Sischo	10.4	2017-Pr.
2.	Alex Nwora	9.3	1989-93
3.	Brian Pettit	8.7	1994-99
4.	Chris Lewis	8.5	1988-90
5.	Gerald Beverly	8.4	2011-15
6.	Steve Chandler	7.4	2002-04
7.	Monty Montgomery	7.2	1996-01
8.	Eder Joseph	6.7	1997-00
9.	Mario Torres	6.5	1990-94
10.	Jonathan Walker	6.5	2001-03

## ASSISTS

1.	Mark Coppola	623	2010-14
2.	Robert Robinson	503	1988-92
3.	Casey Sheehan	470	2010-14
4.	Therreon Blackwell	438	2002-06
5.	Jay Sarkis	336	2015-20
6.	Tim Foley	334	1990-95
7.	Mark Rouse	320	1998-02
8.	Anibal Soler	304	1997-00
9.	Steve Chandler	299	2002-04
10.	David Skolen	293	1986-90

## STEALS

1.	Devon Dawson	198	2007-12
2.	Therreon Blackwell	185	2002-06
3.	Casey Sheehan	185	2010-14
4.	Breon Harris	185	2016-20
5.	Mark Coppola	168	2010-14
6.	Anibal Soler	165	1996-00
7.	Robert Robinson	161	1988-92
8.	Brian Montanaro	161	2002-06
9.	Alex Nwora	154	1989-93
10.	Monty Montgomery	135	1996-01
11.	Mark Rouse	135	1998-02

## BLOCKS

1.	Gerald Beverly	330	2011-15
2.	Ron Wright	233	2004-06
3.	Brian Pettit	144	1994-99
4.	Jim Regan	117	2009-13
5.	Mario Torres	102	1990-94
6.	Jeff Redband	101	2016-20
7.	Andrew Sischo	91	2017-Pr.
8.	Kevin Lange	81	1999-03
9.	Ralph Henderson	79	1986-88
10.	Garyce Hervey	78	1998-00

**SINGLE GAME RECORDS**

**POINTS**

1.	Andrew Sischo	47	vs. Queens (N.Y.)	03/04/20
----	---------------	----	-------------------	----------

**REBOUNDS**

1.	Jim Chapman	25	vs. New Jersey Inst. Of Tech.	11/26/88
----	-------------	----	-------------------------------	----------

**ASSISTS**

1.	Robert Robinson	18	vs. Windsor	11/10/90
----	-----------------	----	-------------	----------

**BLOCKED SHOTS**

1.	Gerald Beverly	12	vs. St. Thomas (Fla.)	12/17/14
----	----------------	----	-----------------------	----------

**STEALS**

1.	Derrick Henry	8	vs. SUNY Cortland	01/07/89
----	---------------	---	-------------------	----------

**FIELD GOALS MADE**

1.	Andrew Sischo	19	vs. Queens (N.Y.)	03/04/20
----	---------------	----	-------------------	----------

**FIELD GOALS ATTEMPTED**

1.	Russell John	32	vs. Ramapo	11/16/90
----	--------------	----	------------	----------

**FREE THROWS MADE**

1.	Robert Robinson	21	vs. Point Park	02/02/91
----	-----------------	----	----------------	----------

**FREE THROWS ATTEMPTED**

1.	Robert Robinson	24	vs. Point Park	02/02/91
----	-----------------	----	----------------	----------

**3-POINT FIELD GOALS MADE**

1.	David Skolen	12	vs. Waynesburg	11/15/89
----	--------------	----	----------------	----------

**3-POINT FIELD GOALS ATTEMPTED**

1.	David Skolen	18	vs. Waynesburg	11/15/89
----	--------------	----	----------------	----------


➤ **COACHING HISTORY** (modern era, 1986-present)

**CHRONOLOGICALLY**


COACH	SEASONS	YRS	W-L	PCT
KEN POPE	1986-87	1	13-13	.500
NATE BLISS	1987-88	1	3-11	.214
LARRY MARCINIAK	1987-88	-	0-1	.000
RICH JACOB	1988-89	2	19-23	.452
DON SILVERI	1989-14	25	414-344	.546
MIKE MACDONALD	2014-PR.	7	131-53	.712

**BY WINS**

COACH	SEASONS	YRS	W-L	PCT
DON SILVERI	1989-14	25	414-344	.546
MIKE MACDONALD	2014-PR.	7	131-53	.712
RICH JACOB	1988-89	2	19-23	.452
KEN POPE	1986-87	1	13-13	.500
NATE BLISS	1987-88	1	3-11	.214
LARRY MARCINIAK	1987-88	-	0-1	.000



Alex Nwora



Robert Robinson



**SINGLE GAME RECORDS – INDIVIDUAL – NCAA ERA (2015-present)**

<b>POINTS</b>			
1. Andrew Sischo	47	vs. Queens (N.Y.)	03/04/20
<b>REBOUNDS</b>			
1. Andrew Sischo	23	vs. Molloy	02/16/18
<b>ASSISTS</b>			
1. Jay Sarkis	11	vs. Queens (N.Y.)	01/21/18
<b>BLOCKED SHOTS</b>			
1. Arif Mehmetaj	6	vs. Mercy	01/28/17
<b>STEALS</b>			
1. Breon Harris	7	vs. LIU Post	01/12/18
<b>FIELD GOALS MADE</b>			
1. Andrew Sischo	19	vs. Queens (N.Y.)	03/04/20
<b>FIELD GOALS ATTEMPTED</b>			
1. Andrew Sischo	29	vs. Queens (N.Y.)	03/04/20
<b>FREE THROWS MADE</b>			
1. Jaleo Wilkes	14	vs. Mercyhurst	11/27/16
<b>FREE THROWS ATTEMPTED</b>			
1. Jaleo Wilkes	15	vs. Mercyhurst	11/27/16
Andrew Sischo	15	vs. Molloy	02/16/18
<b>3-POINT FIELD GOALS MADE</b>			
1. Jeff Redband	7	vs. LIU Post	02/15/19
Jeff Redband	7	vs. U. Sciences	11/30/19
Jeff Redband	7	vs. Roberts Wesleyan	02/01/20
Jeff Redband	7	vs. Bridgeport	02/07/20
<b>3-POINT FIELD GOALS ATTEMPTED</b>			
1. Jeff Redband	13	vs. LIU Post	02/23/18

**SINGLE GAME RECORDS – INDIVIDUAL – EAST COAST CONFERENCE GAMES (2013-present)**

<b>POINTS</b>			
1. Andrew Sischo	42	vs. Roberts Wesleyan	02/08/21
<b>REBOUNDS</b>			
1. Andrew Sischo	23	vs. Molloy	02/16/18
<b>ASSISTS</b>			
1. Jay Sarkis	11	vs. Queens (N.Y.)	01/21/18
<b>BLOCKED SHOTS</b>			
1. Gerald Beverly	11	vs. Mercy	01/06/14
<b>STEALS</b>			
1. Breon Harris	7	vs. LIU Post	01/12/18
<b>FIELD GOALS MADE</b>			
1. Andrew Sischo	16	vs. Molloy	02/08/19
Andrew Sischo	16	vs. Roberts Wesleyan	02/08/21
<b>FIELD GOALS ATTEMPTED</b>			
1. Andrew Sischo	26	vs. Molloy	02/08/19
<b>FREE THROWS MADE</b>			
1. Casey Sheehan	14	vs. Dowling	02/21/14
Gerald Beverly	14	vs. Bridgeport	01/10/15
Gerald Beverly	14	vs. Mercy	02/21/15
<b>FREE THROWS ATTEMPTED</b>			
1. Casey Sheehan	20	vs. Dowling	02/21/14
<b>3-POINT FIELD GOALS MADE</b>			
1. Jeff Redband	7	vs. LIU Post	02/15/19
Jeff Redband	7	vs. Roberts Wesleyan	02/01/20
Jeff Redband	7	vs. Bridgeport	02/07/20
<b>3-POINT FIELD GOALS ATTEMPTED</b>			
1. Jordan Greene	13	vs. Dowling	01/17/14
Jeff Redband	13	vs. LIU Post	02/23/18


**Jeff Redband**

**Casey Sheehan**

**SINGLE GAME RECORDS – TEAM – NCAA ERA (2015-present)**

<b>POINTS</b>	109	vs. Wilmington (Del.)	11/13/15
<b>VICTORY MARGIN</b>	45	vs. LIU Post	02/15/19
<b>REBOUNDS</b>	57	vs. D'Youville	02/10/19
<b>OFFENSIVE REBOUNDS</b>	23	vs. Molloy	02/08/19
<b>DEFENSIVE REBOUNDS</b>	40	vs. Dowling	12/18/15
	40	vs. Felician	11/08/19
	40	vs. Mercy	12/13/19
	40	vs. D'Youville	02/10/21
<b>ASSISTS</b>	27	vs. LIU Post	12/14/18
	27	vs. LIU Post	02/15/19
<b>BLOCKS</b>	9	vs. Lake Erie	11/26/18
<b>STEALS</b>	15	vs. Molloy	02/28/20
<b>FIELD GOALS</b>	41	vs. LIU Post	12/14/18
<b>FIELD GOALS ATTEMPTED</b>	81	vs. Molloy	02/16/18
<b>FIELD GOAL PERCENTAGE</b>	.633	vs. Dist. Columbia	01/21/17
<b>3-POINT FIELD GOALS</b>	19	vs. LIU Post	02/15/19
<b>3-POINT ATTEMPTED</b>	40	vs. LIU Post	11/30/16
<b>3-POINT PERCENTAGE</b>	.619	vs. Dist. Columbia	01/21/17
<b>FREE THROWS</b>	42	vs. Queens (N.Y.)	01/24/16
<b>FREE THROWS ATTEMPTED</b>	51	vs. Queens (N.Y.)	01/24/16
<b>FREE THROW PERCENTAGE</b>	1.000	vs. Bridgeport	02/07/20
	1.000	vs. Le Moyne	11/19/19

**SINGLE GAME RECORDS – TEAM – EAST COAST CONFERENCE GAMES (2013-present)**

<b>POINTS</b>	111	vs. Molloy	02/07/14
<b>VICTORY MARGIN</b>	55	vs. Dist. Columbia	01/12/14
<b>REBOUNDS</b>	57	vs. D'Youville	02/10/21
<b>OFFENSIVE REBOUNDS</b>	23	vs. Molloy	02/08/19
<b>DEFENSIVE REBOUNDS</b>	41	vs. Roberts Wesleyan	01/20/15
<b>ASSISTS</b>	27	vs. LIU Post	12/14/18
	27	vs. LIU Post	02/15/19
<b>BLOCKS</b>	15	vs. St. Thomas Aquinas	01/24/14
<b>STEALS</b>	15	vs. Molloy	02/28/20
<b>FIELD GOALS</b>	42	vs. Dist. Columbia	02/06/16
<b>FIELD GOALS ATTEMPTED</b>	81	vs. Molloy	02/16/18
<b>FIELD GOAL PERCENTAGE</b>	.633	vs. Dist. Columbia	01/21/17
<b>3-POINT FIELD GOALS</b>	19	vs. LIU Post	02/15/19
<b>3-POINT ATTEMPTED</b>	40	vs. LIU Post	11/30/16
<b>3-POINT PERCENTAGE</b>	.619	vs. Dist. Columbia	01/21/17
<b>FREE THROWS</b>	42	vs. Queens (N.Y.)	01/24/16
<b>FREE THROWS ATTEMPTED</b>	51	vs. Queens (N.Y.)	01/24/16
<b>FREE THROW PERCENTAGE</b>	1.000	vs. Bridgeport	02/14/15
	1.000	vs. Bridgeport	02/07/20



2015-16 Team - 1st Year Full NCAA Division II



2018-19 Team - 1st NCAA Tournament





# 2020-21 Daemen Men's Basketball Combined Team Statistics All games

Page 1/1  
as of Feb 11, 2021

## Game Records

Record	Overall	Home	Away	Neutral
ALL GAMES	2-2	1-1	1-1	0-0
CONFERENCE	2-0	1-0	1-0	0-0
NON-CONFERENCE	0-2	0-1	0-1	0-0

## Score by Periods

Team	1st	2nd	OT	TOT
Daemen	134	134	0	335
Opponents	97	142	0	334

## Team Box Score

No.	Player				Total		3-Point		F-Throw		Rebounds											
		GP-GS	MIN	AVG	FG-FGA	FG%	3FG-FGA	3FG%	FT-FTA	FT%	OFF	DEF	TOT	AVG	PF	DQ	A	TO	BLK	STL	PTS	AVG
22	SISCHO, Andrew	4-4	137:57	34.5	51-84	.607	0-4	.000	27-36	.750	27	34	61	15.3	15	1	6	15	3	2	129	32.3
2	FASOYIRO, Sean	4-4	132:60	33.2	21-44	.477	5-21	.238	13-16	.813	5	22	27	6.8	9	0	12	13	2	4	60	15.0
4	HARRIS, Kyle	4-2	98:45	24.7	13-39	.333	9-24	.375	9-10	.900	2	11	13	3.3	7	0	17	4	0	3	44	11.0
30	MASON, Andrew	4-4	116:24	29.1	11-25	.440	5-18	.278	12-17	.706	5	23	28	7.0	9	0	11	4	0	2	39	9.8
23	HEMPHILL, Justin	4-0	53:11	13.3	6-12	.500	0-0	.000	5-6	.833	2	5	7	1.8	8	0	3	1	5	3	17	4.3
5	SALZBERG, Ryan	4-2	80:46	20.2	4-15	.267	4-11	.364	4-5	.800	0	3	3	0.8	8	0	7	5	1	1	16	4.0
3	HIND, Tyler	4-0	46:13	11.6	4-12	.333	3-11	.273	1-1	1.000	0	2	2	0.5	7	0	3	1	0	1	12	3.0
20	JOHNSON, Juston	4-4	77:18	19.3	1-10	.100	1-6	.167	6-8	.750	1	3	4	1.0	13	1	8	7	0	5	9	2.3
14	HINES, Da'Shawn	4-0	26:12	6.5	2-5	.400	2-5	.400	0-0	.000	1	1	2	0.5	0	0	1	2	0	0	6	1.5
24	BASDEN, Ziv	4-0	06:09	1.5	1-1	1.000	0-0	.000	0-0	.000	0	0	0	0.0	1	0	0	0	0	1	2	0.5
10	ARNOLD, Tony	4-0	22:48	5.7	0-6	.000	0-0	.000	1-2	.500	0	4	4	1.0	2	0	4	3	0	0	1	0.3
21	OSORIO, Sayeed	1-0	01:18	1.3	0-2	.000	0-0	.000	0-0	.000	0	0	0	0.0	0	0	0	0	0	0	0	0.0
Team											8	8	16				1					
Total		4	800		114-255	.447	29-100	.290	78-101	.772	51	116	167	41.8	79	2	72	56	11	22	335	83.8
Opponents		4	800		124-264	.470	39-106	.368	47-64	.734	35	103	138	34.5	90	3	63	51	17	25	334	83.5

## Team Statistics

	DAEMEN	OPP
<b>Scoring</b>	<b>335</b>	<b>334</b>
Points per game	83.8	83.5
Scoring margin	+0.3	-
<b>Field goals-att</b>	<b>114-255</b>	<b>124-264</b>
Field goal pct	.447	.470
<b>3 point fg-att</b>	<b>29-100</b>	<b>39-106</b>
3-point FG pct	.290	.368
3-pt FG made per game	7.3	9.8
<b>Free throws-att</b>	<b>78-101</b>	<b>47-64</b>
Free throw pct	.772	.734
F-Throws made per game	19.5	11.8
<b>Rebounds</b>	<b>167</b>	<b>138</b>
Rebounds per game	41.8	34.5
Rebounding margin	+7.3	-
<b>Assists</b>	<b>72</b>	<b>63</b>
Assists per game	18.0	15.8
<b>Turnovers</b>	<b>56</b>	<b>51</b>
Turnovers per game	14.0	12.8
Turnover margin	-1.3	-
Assist/turnover ratio	1.3	1.2
<b>Steals</b>	<b>22</b>	<b>25</b>
Steals per game	5.5	6.3
<b>Blocks</b>	<b>11</b>	<b>17</b>
Blocks per game	2.8	4.3
<b>Winning streak</b>	<b>2</b>	<b>-</b>
Home win streak	1	-
<b>Attendance</b>	<b>0</b>	<b>55</b>
Home games-Avg/Game	2-0	2-28
Neutral site-Avg/Game	-	0-0

## Team Results

Date	Opponent		Score	Att.
01/29/2021	Gannon	L	73-76	0
01/31/2021	at Gannon	L	67-95	55
02/08/2021	at Roberts Wesleyan	W	93-86	0
02/10/2021	D'Youville	W	102-77	0



**2020-21 Daemen Men's Basketball  
Team Game-by-Game  
All games**

Page 1/1  
as of Feb 11, 2021

				Total		3-Pointers		Free throws		Rebounds											
Opponent	Date	Score		FG-FGA	PCT	3FG-FGA	PCT	FT-FTA	PCT	OFF	DEF	TOT	AVG	PF	A	TO	BLK	STL	PTS	AVG	
Gannon	01/29/2021	73-76	L	26-59	.441	7-22	.318	14-25	.560	14	26	40	40.0	21	16	15	3	2	73	73.0	
at Gannon	01/31/2021	67-95	L	22-51	.431	5-19	.263	18-23	.783	5	15	20	30.0	16	15	11	2	6	67	70.0	
at Roberts Wesleyan	02/08/2021	93-86	W	31-66	.470	6-21	.286	25-28	.893	15	35	50	36.7	25	17	22	1	9	93	77.7	
D'Youville	02/10/2021	102-77	W	35-79	.443	11-38	.289	21-25	.840	17	40	57	41.8	17	24	8	5	5	102	83.8	
Total		335		114-255	.447	29-100	.290	78-101	.772	51	116	167	41.8	79	72	56	11	22	335	83.8	
Opponents		334		124-264	.470	39-106	.368	47-64	.734	35	103	138	34.5	90	63	51	17	25	334	83.5	

**Daemen Averages**

Games Played	Points/game	FG Pct	3FG Pct	FT Pct	Rebounds/game	Assists/game	Turnovers/game	Assist/Turnover ratio	Steals/game	Blocks/game
4	83.8	44.7	29.0	77.2	41.8	18.0	14.0	1.3	5.5	2.8





2020-21 Daemen Men's Basketball  
Team High/Low Analysis  
All games

Page 1/4  
as of Feb 11, 2021

Daemen - Game Highs

POINTS	102		D'Youville (02/10/2021)
	93		at Roberts Wesleyan (02/08/2021)
	73		Gannon (01/29/2021)
	67		at Gannon (01/31/2021)
FIELD GOALS MADE	35		D'Youville (02/10/2021)
	31		at Roberts Wesleyan (02/08/2021)
FIELD GOAL ATTEMPTS	79		D'Youville (02/10/2021)
	66		at Roberts Wesleyan (02/08/2021)
FIELD GOAL PERCENTAGE	.470	(31-66)	at Roberts Wesleyan (02/08/2021)
	.443	(35-79)	D'Youville (02/10/2021)
3 PT FG MADE	11		D'Youville (02/10/2021)
	7		Gannon (01/29/2021)
3 PT FG ATTEMPTS	38		D'Youville (02/10/2021)
	22		Gannon (01/29/2021)
3 PT FG PERCENTAGE	.318	(7-22)	Gannon (01/29/2021)
	.289	(11-38)	D'Youville (02/10/2021)
FREE THROWS MADE	25		at Roberts Wesleyan (02/08/2021)
	21		D'Youville (02/10/2021)
FREE THROW ATTEMPTS	28		at Roberts Wesleyan (02/08/2021)
	25		D'Youville (02/10/2021)
	25		Gannon (01/29/2021)
FREE THROW PERCENTAGE	.893	(25-28)	at Roberts Wesleyan (02/08/2021)
	.840	(21-25)	D'Youville (02/10/2021)
REBOUNDS	57		D'Youville (02/10/2021)
	50		at Roberts Wesleyan (02/08/2021)
ASSISTS	24		D'Youville (02/10/2021)
	17		at Roberts Wesleyan (02/08/2021)
STEALS	9		at Roberts Wesleyan (02/08/2021)
	6		at Gannon (01/31/2021)
BLOCKED SHOTS	5		D'Youville (02/10/2021)
	3		Gannon (01/29/2021)
TURNOVERS	22		at Roberts Wesleyan (02/08/2021)
	15		Gannon (01/29/2021)
FOULS	25		at Roberts Wesleyan (02/08/2021)
	21		Gannon (01/29/2021)



2020-21 Daemen Men's Basketball  
Team High/Low Analysis  
All games

Page 2/4  
as of Feb 11, 2021

Opponent - Game Highs

POINTS	95		at Gannon (01/31/2021)
	86		at Roberts Wesleyan (02/08/2021)
	77		D'Youville (02/10/2021)
	76		Gannon (01/29/2021)
FIELD GOALS MADE	34		at Gannon (01/31/2021)
	33		at Roberts Wesleyan (02/08/2021)
FIELD GOAL ATTEMPTS	80		at Roberts Wesleyan (02/08/2021)
	68		D'Youville (02/10/2021)
FIELD GOAL PERCENTAGE	.596	(34-57)	at Gannon (01/31/2021)
	.492	(29-59)	Gannon (01/29/2021)
3 PT FG MADE	15		at Gannon (01/31/2021)
	11		Gannon (01/29/2021)
3 PT FG ATTEMPTS	31		at Roberts Wesleyan (02/08/2021)
	25		D'Youville (02/10/2021)
	25		at Gannon (01/31/2021)
	25		Gannon (01/29/2021)
3 PT FG PERCENTAGE	.600	(15-25)	at Gannon (01/31/2021)
	.440	(11-25)	Gannon (01/29/2021)
FREE THROWS MADE	16		at Roberts Wesleyan (02/08/2021)
	12		D'Youville (02/10/2021)
	12		at Gannon (01/31/2021)
FREE THROW ATTEMPTS	20		at Roberts Wesleyan (02/08/2021)
	18		D'Youville (02/10/2021)
FREE THROW PERCENTAGE	.857	(12-14)	at Gannon (01/31/2021)
	.800	(16-20)	at Roberts Wesleyan (02/08/2021)
REBOUNDS	37		at Roberts Wesleyan (02/08/2021)
	36		at Gannon (01/31/2021)
ASSISTS	28		at Gannon (01/31/2021)
	14		Gannon (01/29/2021)
STEALS	10		at Roberts Wesleyan (02/08/2021)
	6		Gannon (01/29/2021)
BLOCKED SHOTS	8		at Roberts Wesleyan (02/08/2021)
	4		Gannon (01/29/2021)
TURNOVERS	16		at Gannon (01/31/2021)
	15		Gannon (01/29/2021)
FOULS	27		Gannon (01/29/2021)
	23		D'Youville (02/10/2021)
	23		at Roberts Wesleyan (02/08/2021)



2020-21 Daemen Men's Basketball  
Team High/Low Analysis  
All games

Page 3/4  
as of Feb 11, 2021

Daemen - Game Lows

POINTS	67		at Gannon (01/31/2021)
	73		Gannon (01/29/2021)
	93		at Roberts Wesleyan (02/08/2021)
	102		D'Youville (02/10/2021)
FIELD GOALS MADE	22		at Gannon (01/31/2021)
	26		Gannon (01/29/2021)
FIELD GOAL ATTEMPTS	51		at Gannon (01/31/2021)
	59		Gannon (01/29/2021)
FIELD GOAL PERCENTAGE	.431	(22-51)	at Gannon (01/31/2021)
	.441	(26-59)	Gannon (01/29/2021)
3 PT FG MADE	5		at Gannon (01/31/2021)
	6		at Roberts Wesleyan (02/08/2021)
3 PT FG ATTEMPTS	19		at Gannon (01/31/2021)
	21		at Roberts Wesleyan (02/08/2021)
3 PT FG PERCENTAGE	.263	(5-19)	at Gannon (01/31/2021)
	.286	(6-21)	at Roberts Wesleyan (02/08/2021)
FREE THROWS MADE	14		Gannon (01/29/2021)
	18		at Gannon (01/31/2021)
FREE THROW ATTEMPTS	23		at Gannon (01/31/2021)
	25		D'Youville (02/10/2021)
	25		Gannon (01/29/2021)
FREE THROW PERCENTAGE	.560	(14-25)	Gannon (01/29/2021)
	.783	(18-23)	at Gannon (01/31/2021)
REBOUNDS	20		at Gannon (01/31/2021)
	40		Gannon (01/29/2021)
ASSISTS	15		at Gannon (01/31/2021)
	16		Gannon (01/29/2021)
STEALS	2		Gannon (01/29/2021)
	5		D'Youville (02/10/2021)
BLOCKED SHOTS	1		at Roberts Wesleyan (02/08/2021)
	2		at Gannon (01/31/2021)
TURNOVERS	8		D'Youville (02/10/2021)
	11		at Gannon (01/31/2021)
FOULS	16		at Gannon (01/31/2021)
	17		D'Youville (02/10/2021)



2020-21 Daemen Men's Basketball  
Team High/Low Analysis  
All games

Page 4/4  
as of Feb 11, 2021

Opponent - Game Lows

POINTS	76		Gannon (01/29/2021)
	77		D'Youville (02/10/2021)
	86		at Roberts Wesleyan (02/08/2021)
	95		at Gannon (01/31/2021)
FIELD GOALS MADE	28		D'Youville (02/10/2021)
	29		Gannon (01/29/2021)
FIELD GOAL ATTEMPTS	57		at Gannon (01/31/2021)
	59		Gannon (01/29/2021)
FIELD GOAL PERCENTAGE	.412	(28-68)	D'Youville (02/10/2021)
	.413	(33-80)	at Roberts Wesleyan (02/08/2021)
3 PT FG MADE	4		at Roberts Wesleyan (02/08/2021)
	9		D'Youville (02/10/2021)
3 PT FG ATTEMPTS	25		D'Youville (02/10/2021)
	25		at Gannon (01/31/2021)
	25		Gannon (01/29/2021)
3 PT FG PERCENTAGE	.129	(4-31)	at Roberts Wesleyan (02/08/2021)
	.360	(9-25)	D'Youville (02/10/2021)
FREE THROWS MADE	7		Gannon (01/29/2021)
	12		D'Youville (02/10/2021)
	12		at Gannon (01/31/2021)
FREE THROW ATTEMPTS	12		Gannon (01/29/2021)
	14		at Gannon (01/31/2021)
FREE THROW PERCENTAGE	.583	(7-12)	Gannon (01/29/2021)
	.667	(12-18)	D'Youville (02/10/2021)
REBOUNDS	32		Gannon (01/29/2021)
	33		D'Youville (02/10/2021)
ASSISTS	8		at Roberts Wesleyan (02/08/2021)
	13		D'Youville (02/10/2021)
STEALS	4		D'Youville (02/10/2021)
	5		at Gannon (01/31/2021)
BLOCKED SHOTS	2		D'Youville (02/10/2021)
	3		at Gannon (01/31/2021)
TURNOVERS	9		D'Youville (02/10/2021)
	11		at Roberts Wesleyan (02/08/2021)
FOULS	17		at Gannon (01/31/2021)
	23		D'Youville (02/10/2021)
	23		at Roberts Wesleyan (02/08/2021)





**2020-21 Daemen Men's Basketball**  
**Season/Career Statistics**  
**All games**

Page 1/1  
as of Feb 11, 2021

**Summary**

Player	Season Statistics										Career Statistics									
	GP-GS	MIN/G	FG%	3FG%	FT%	R/G	A/G	STL	BLK	PTS/G	GP-GS	MIN/G	FG%	3FG%	FT%	R/G	A/G	STL	BLK	PTS/G
ARNOLD, Tony	4-0	5.7	.000	.000	.500	1.0	1.0	0	0	0.3	4-0	5.7	.000	.000	.500	1.0	1.0	0	0	0.3
BASDEN, Ziv	4-0	1.5	1.000	.000	.000	0.0	0.0	1	0	0.5	34-0	2.5	.733	.000	.545	0.9	0.1	3	1	1.5
FASOYIRO, Sean	4-4	33.2	.477	.238	.813	6.8	3.0	4	2	15.0	4-4	33.2	.477	.238	.813	6.8	3.0	4	2	15.0
HARRIS, Kyle	4-2	24.7	.333	.375	.900	3.3	4.3	3	0	11.0	36-11	18.5	.405	.379	.857	2.8	1.3	12	5	5.1
HEMPHILL, Justin	4-0	13.3	.500	.000	.833	1.8	0.8	3	5	4.3	4-0	13.3	.500	.000	.833	1.8	0.8	3	5	4.3
HIND, Tyler	4-0	11.6	.333	.273	1.000	0.5	0.8	1	0	3.0	4-0	11.6	.333	.273	1.000	0.5	0.8	1	0	3.0
HINES, Da'Shawn	4-0	6.5	.400	.400	.000	0.5	0.3	0	0	1.5	27-0	1.8	.545	.429	1.000	0.1	0.1	2	0	0.6
JOHNSON, Juston	4-4	19.3	.100	.167	.750	1.0	2.0	5	0	2.3	4-4	19.3	.100	.167	.750	1.0	2.0	5	0	2.3
MASON, Andrew	4-4	29.1	.440	.278	.706	7.0	2.8	2	0	9.8	4-4	29.1	.440	.278	.706	7.0	2.8	2	0	9.8
OSORIO, Sayeed	1-0	1.3	.000	.000	.000	0.0	0.0	0	0	0.0	1-0	1.3	.000	.000	.000	0.0	0.0	0	0	0.0
SALZBERG, Ryan	4-2	20.2	.267	.364	.800	0.8	1.8	1	1	4.0	27-2	6.7	.424	.435	.750	0.4	0.5	7	2	1.6
SISCHO, Andrew	4-4	34.5	.607	.000	.750	15.3	1.5	2	3	32.3	93-77	29.4	.603	.345	.719	10.4	1.2	64	91	21.0

**Scoring**

Player	Season Statistics								Career Statistics							
	FG-FGA	FG%	3FG-3FGA	3FG%	FT-FTA	FT%	PTS	PTS/G	FG-FGA	FG%	3FG-3FGA	3FG%	FT-FTA	FT%	PTS	PTS/G
ARNOLD, Tony	0-6	.000	0-0	.000	1-2	.500	1	0.3	0-6	.000	0-0	.000	1-2	.500	1	0.3
BASDEN, Ziv	1-1	1.000	0-0	.000	0-0	.000	2	0.5	22-30	.733	0-2	.000	6-11	.545	50	1.5
FASOYIRO, Sean	21-44	.477	5-21	.238	13-16	.813	60	15.0	21-44	.477	5-21	.238	13-16	.813	60	15.0
HARRIS, Kyle	13-39	.333	9-24	.375	9-10	.900	44	11.0	62-153	.405	36-95	.379	24-28	.857	184	5.1
HEMPHILL, Justin	6-12	.500	0-0	.000	5-6	.833	17	4.3	6-12	.500	0-0	.000	5-6	.833	17	4.3
HIND, Tyler	4-12	.333	3-11	.273	1-1	1.000	12	3.0	4-12	.333	3-11	.273	1-1	1.000	12	3.0
HINES, Da'Shawn	2-5	.400	2-5	.400	0-0	.000	6	1.5	6-11	.545	3-7	.429	1-1	1.000	16	0.6
JOHNSON, Juston	1-10	.100	1-6	.167	6-8	.750	9	2.3	1-10	.100	1-6	.167	6-8	.750	9	2.3
MASON, Andrew	11-25	.440	5-18	.278	12-17	.706	39	9.8	11-25	.440	5-18	.278	12-17	.706	39	9.8
OSORIO, Sayeed	0-2	.000	0-0	.000	0-0	.000	0	0.0	0-2	.000	0-0	.000	0-0	.000	0	0.0
SALZBERG, Ryan	4-15	.267	4-11	.364	4-5	.800	16	4.0	14-33	.424	10-23	.435	6-8	.750	44	1.6
SISCHO, Andrew	51-84	.607	0-4	.000	27-36	.750	129	32.3	773-1282	.603	20-58	.345	383-533	.719	1949	21.0

**Totals**

Player	Season Statistics									Career Statistics								
	O-REB	D-REB	TOTAL	PF	FO	A	TO	A/TO		O-REB	D-REB	TOTAL	PF	FO	A	TO	A/TO	
ARNOLD, Tony	0	4	4	2	0	4	3	1.3		0	4	4	2	0	4	3	1.3	
BASDEN, Ziv	0	0	0	1	0	0	0	0.0		13	17	30	14	0	3	7	0.4	
FASOYIRO, Sean	5	22	27	9	0	12	13	0.9		5	22	27	9	0	12	13	0.9	
HARRIS, Kyle	2	11	13	7	0	17	4	4.3		15	87	102	64	1	48	34	1.4	
HEMPHILL, Justin	2	5	7	8	0	3	1	3.0		2	5	7	8	0	3	1	3.0	
HIND, Tyler	0	2	2	7	0	3	1	3.0		0	2	2	7	0	3	1	3.0	
HINES, Da'Shawn	1	1	2	0	0	1	2	0.5		1	2	3	1	0	4	3	1.3	
JOHNSON, Juston	1	3	4	13	1	8	7	1.1		1	3	4	13	1	8	7	1.1	
MASON, Andrew	5	23	28	9	0	11	4	2.8		5	23	28	9	0	11	4	2.8	
OSORIO, Sayeed	0	0	0	0	0	0	0	0.0		0	0	0	0	0	0	0	0.0	
SALZBERG, Ryan	0	3	3	8	0	7	5	1.4		2	10	12	15	0	13	6	2.2	
SISCHO, Andrew	27	34	61	15	1	6	15	0.4		360	606	966	258	2	113	240	0.5	



**2020-21 Daemen Men's Basketball  
Player Highs Analysis  
All games**

Page 1/2  
as of Feb 11, 2021

**Daemen - Individual Game Highs**

<b>POINTS</b>	42		Andrew Sischo at Roberts Wesleyan (02/08/2021)
	31		Andrew Sischo vs D'Youville (02/10/2021)
	30		Andrew Sischo vs Gannon (01/29/2021)
	26		Andrew Sischo at Gannon (01/31/2021)
	22		Kyle Harris vs D'Youville (02/10/2021)
<b>FIELD GOALS MADE</b>	16		Andrew Sischo at Roberts Wesleyan (02/08/2021)
	14		Andrew Sischo vs Gannon (01/29/2021)
<b>FIELD GOAL ATTEMPTS</b>	25		Andrew Sischo at Roberts Wesleyan (02/08/2021)
	24		Andrew Sischo vs Gannon (01/29/2021)
<b>FIELD GOAL PERCENTAGE (min 5 made)</b>	.647	(11-17)	Andrew Sischo vs D'Youville (02/10/2021)
	.640	(16-25)	Andrew Sischo at Roberts Wesleyan (02/08/2021)
<b>3 PT FG MADE</b>	4		Kyle Harris vs D'Youville (02/10/2021)
	3		Ryan Salzberg vs D'Youville (02/10/2021)
	3		Kyle Harris vs Gannon (01/29/2021)
<b>3 PT FG ATTEMPTS</b>	10		Kyle Harris vs D'Youville (02/10/2021)
	8		Sean Fasoyiro vs D'Youville (02/10/2021)
<b>3 PT FG PERCENTAGE (min 2 made)</b>	.750	(3-4)	Ryan Salzberg vs D'Youville (02/10/2021)
	.667	(2-3)	Da'Shawn Hines at Roberts Wesleyan (02/08/2021)
<b>FREE THROWS MADE</b>	10		Andrew Sischo at Roberts Wesleyan (02/08/2021)
	9		Andrew Sischo vs D'Youville (02/10/2021)
<b>FREE THROW ATTEMPTS</b>	11		Andrew Sischo vs D'Youville (02/10/2021)
	11		Andrew Sischo at Roberts Wesleyan (02/08/2021)
<b>FREE THROW PERCENTAGE (min 3 made)</b>	1.000	(6-6)	Andrew Mason at Roberts Wesleyan (02/08/2021)
	1.000	(5-5)	Sean Fasoyiro vs D'Youville (02/10/2021)
<b>REBOUNDS</b>	21		Andrew Sischo vs D'Youville (02/10/2021)
	17		Andrew Sischo at Roberts Wesleyan (02/08/2021)
<b>ASSISTS</b>	8		Kyle Harris at Roberts Wesleyan (02/08/2021)
	6		Kyle Harris vs D'Youville (02/10/2021)
<b>STEALS</b>	3		Sean Fasoyiro at Roberts Wesleyan (02/08/2021)
	3		Juston Johnson at Gannon (01/31/2021)
<b>BLOCKED SHOTS</b>	2		Justin Hemphill vs D'Youville (02/10/2021)
	2		Andrew Sischo vs D'Youville (02/10/2021)
	2		Justin Hemphill vs Gannon (01/29/2021)
<b>TURNOVERS</b>	5		Andrew Sischo at Roberts Wesleyan (02/08/2021)
	5		Sean Fasoyiro at Roberts Wesleyan (02/08/2021)
<b>FOULS</b>	5		Juston Johnson at Roberts Wesleyan (02/08/2021)
	5		Andrew Sischo at Roberts Wesleyan (02/08/2021)



**2020-21 Daemen Men's Basketball**  
**Player Highs Analysis**  
**All games**

Page 2/2  
as of Feb 11, 2021

**Opponent - Individual Game Highs**

<b>POINTS</b>	25		Ike Herster at Gannon (01/31/2021)
	21		Grant Beyer vs D'Youville (02/10/2021)
	19		Braden Olsen vs Gannon (01/29/2021)
	18		Mason Putnam vs D'Youville (02/10/2021)
	18		Reggie Clark at Roberts Wesleyan (02/08/2021)
	18		Chris Clancy at Gannon (01/31/2021)
<b>FIELD GOALS MADE</b>	8		Isaiah Lewis at Roberts Wesleyan (02/08/2021)
	8		Ike Herster at Gannon (01/31/2021)
<b>FIELD GOAL ATTEMPTS</b>	21		Isaiah Lewis at Roberts Wesleyan (02/08/2021)
	17		Grant Beyer vs D'Youville (02/10/2021)
<b>FIELD GOAL PERCENTAGE (min 5 made)</b>	.750	(6-8)	Braden Olsen vs Gannon (01/29/2021)
	.750	(6-8)	Kevin Dodds vs Gannon (01/29/2021)
<b>3 PT FG MADE</b>	6		Chris Clancy at Gannon (01/31/2021)
	5		Grant Beyer vs D'Youville (02/10/2021)
	5		Ike Herster at Gannon (01/31/2021)
<b>3 PT FG ATTEMPTS</b>	10		Grant Beyer vs D'Youville (02/10/2021)
	9		Chris Clancy at Gannon (01/31/2021)
<b>3 PT FG PERCENTAGE (min 2 made)</b>	1.000	(2-2)	Alfonso Pickens Jr. at Gannon (01/31/2021)
	.667	(6-9)	Chris Clancy at Gannon (01/31/2021)
	.667	(2-3)	Mason Putnam vs D'Youville (02/10/2021)
<b>FREE THROWS MADE</b>	7		Reggie Clark at Roberts Wesleyan (02/08/2021)
	6		Braden Olsen vs Gannon (01/29/2021)
<b>FREE THROW ATTEMPTS</b>	10		Braden Olsen vs Gannon (01/29/2021)
	8		Reggie Clark at Roberts Wesleyan (02/08/2021)
<b>FREE THROW PERCENTAGE (min 3 made)</b>	1.000	(4-4)	Ike Herster at Gannon (01/31/2021)
	1.000	(3-3)	Zecaree Veiga at Roberts Wesleyan (02/08/2021)
	1.000	(3-3)	Braden Olsen at Gannon (01/31/2021)
<b>REBOUNDS</b>	9		Armon Nasser at Roberts Wesleyan (02/08/2021)
	9		Braden Olsen vs Gannon (01/29/2021)
<b>ASSISTS</b>	7		Braden Olsen at Gannon (01/31/2021)
	7		Amani Walker at Gannon (01/31/2021)
	7		Braden Olsen vs Gannon (01/29/2021)
<b>STEALS</b>	4		Isaiah Lewis at Roberts Wesleyan (02/08/2021)
	3		Chris Clancy vs Gannon (01/29/2021)
<b>BLOCKED SHOTS</b>	3		Armon Nasser at Roberts Wesleyan (02/08/2021)
	2		Jared Sullivan vs D'Youville (02/10/2021)
	2		Isaiah Lewis at Roberts Wesleyan (02/08/2021)
	2		Demani Smith at Roberts Wesleyan (02/08/2021)
	2		Ian McNeill at Gannon (01/31/2021)
	2		Ian McNeill vs Gannon (01/29/2021)
<b>TURNOVERS</b>	4		Ike Herster at Gannon (01/31/2021)
	3		Isaiah Lewis at Roberts Wesleyan (02/08/2021)
	3		Amari Lee at Roberts Wesleyan (02/08/2021)
	3		Armon Nasser at Roberts Wesleyan (02/08/2021)
	3		Chris Clancy vs Gannon (01/29/2021)
<b>FOULS</b>	5		Garrian Wade vs D'Youville (02/10/2021)
	5		Zecaree Veiga at Roberts Wesleyan (02/08/2021)
	5		Isaiah Lewis at Roberts Wesleyan (02/08/2021)



**2020-21 Daemen Men's Basketball  
Opponents Game-by-Game  
All games**

Page 1/1  
as of Feb 11, 2021

				Total		3-Pointers		Free throws		Rebounds											
Opponent	Date	Score		FG-FGA	PCT	3FG-FGA	PCT	FT-FTA	PCT	OFF	DEF	TOT	AVG	PF	A	TO	BLK	STL	PTS	AVG	
Gannon	01/29/2021	73-76	L	29-59	.492	11-25	.440	7-12	.583	7	25	32	32.0	27	14	15	4	6	76	76.0	
at Gannon	01/31/2021	67-95	L	34-57	.596	15-25	.600	12-14	.857	10	26	36	34.0	17	28	16	3	5	95	85.5	
at Roberts Wesleyan	02/08/2021	93-86	W	33-80	.413	4-31	.129	16-20	.800	14	23	37	35.0	23	8	11	8	10	86	85.7	
D'Youville	02/10/2021	102-77	W	28-68	.412	9-25	.360	12-18	.667	4	29	33	34.5	23	13	9	2	4	77	83.5	
Total		334		124-264	.470	39-106	.368	47-64	.734	35	103	138	34.5	90	63	51	17	25	334	83.5	
Daemen		335		114-255	.447	29-100	.290	78-101	.772	51	116	167	41.8	79	72	56	11	22	335	83.8	

**Opponents Averages**

Games Played	Points/game	FG Pct	3FG Pct	FT Pct	Rebounds/game	Assists/game	Turnovers/game	Assist/Turnover ratio	Steals/game	Blocks/game
4	83.5	47.0	36.8	73.4	34.5	15.8	12.8	1.2	6.3	4.3